

# FLUKE®

**Fluke.** Keeping your world  
up and running.®

**Fluke Corporation**  
P.O. Box 9090  
Everett, WA USA 98206  
**Web: [www.fluke.com](http://www.fluke.com)**

**Fluke Europe B.V.**  
P.O. Box 1186  
5602 BD Eindhoven  
The Netherlands  
**Web: [www.fluke.eu](http://www.fluke.eu)**

**For more information call:**  
In the U.S.A. (800) 443-5853  
or Fax (425) 446-5116  
In Europe/M-East/Africa +31 (0)40 2 675 200  
or Fax +31 (0)40 2 675 222  
In Canada (905) 890-7600  
or Fax (905) 890-6866  
From other countries +1 (425) 446-5500  
or Fax +1 (425) 446-5116

**Fluke (UK) Ltd.**  
52 Hurricane Way  
Norwich  
Norfolk  
NR6 6 JB  
United Kingdom

Tel.: (020) 7942 0700  
Fax.: (020) 7942 0701  
E-mail: [industrial@uk.fluke.nl](mailto:industrial@uk.fluke.nl)

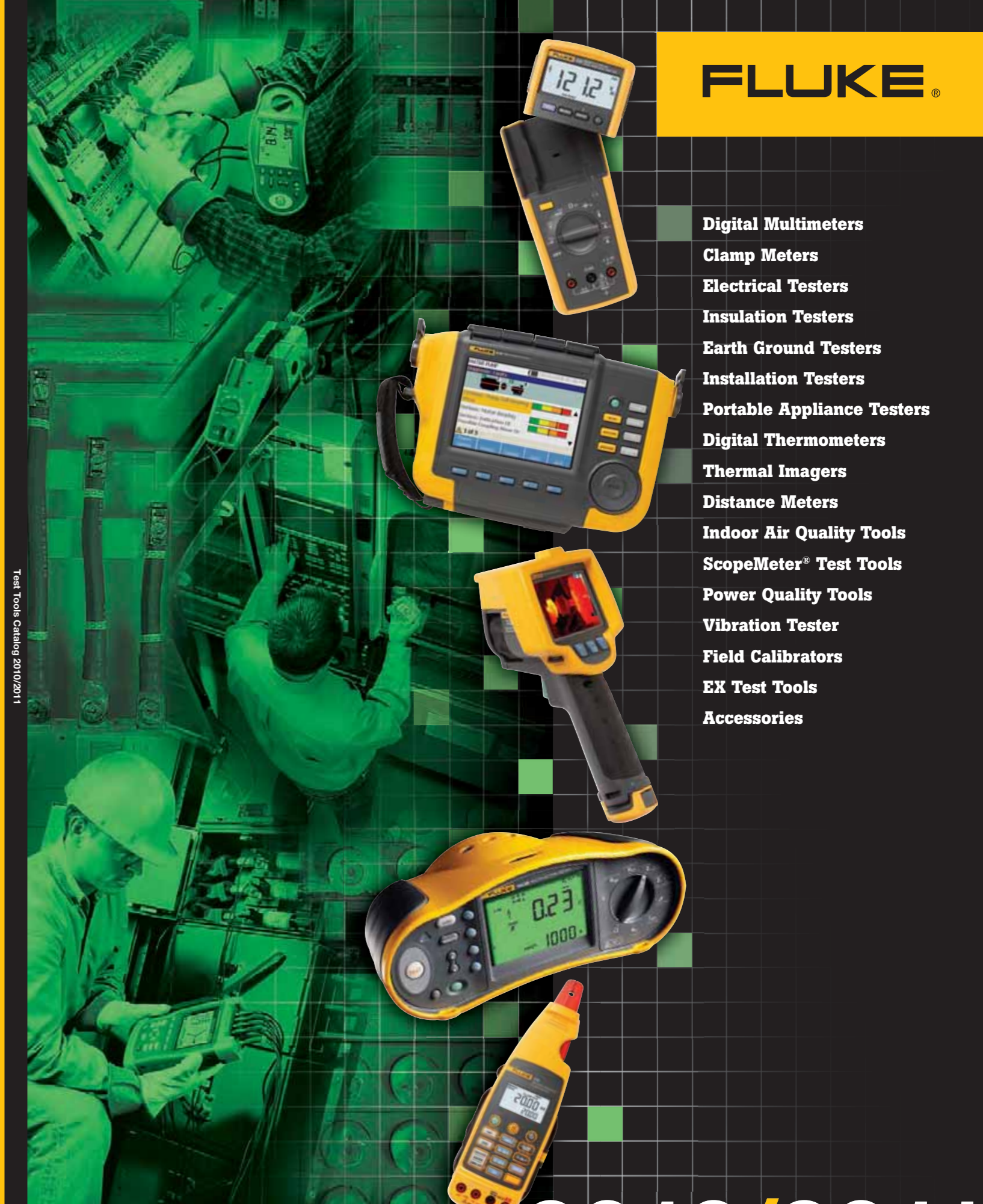
**Web: [www.fluke.co.uk](http://www.fluke.co.uk)**

© Copyright 2010, Fluke Corporation.  
All rights reserved.  
Printed in the Netherlands, 04/10  
Data subject to alteration without notice.  
Pub\_ID: 11605-eng

# FLUKE®

**Digital Multimeters**  
**Clamp Meters**  
**Electrical Testers**  
**Insulation Testers**  
**Earth Ground Testers**  
**Installation Testers**  
**Portable Appliance Testers**  
**Digital Thermometers**  
**Thermal Imagers**  
**Distance Meters**  
**Indoor Air Quality Tools**  
**ScopeMeter® Test Tools**  
**Power Quality Tools**  
**Vibration Tester**  
**Field Calibrators**  
**EX Test Tools**  
**Accessories**

Test Tools Catalog 2010/2011



**ΓΕΩΡΓΙΟΣ Δ. ΖΗΣ & Σία ΟΕ**

Ζαχαρίτσα 27, Αθήνα 11741  
Τηλ. 2109246915 - Fax 2109249087

[www.fluke.gr](http://www.fluke.gr)

Email: [info@fluke.gr](mailto:info@fluke.gr)

Test Tools Catalog

# 2010/2011

# Contents

Fluke web and electronic newsletter .....	1
New from Fluke .....	2-3
Fluke Combo Kits .....	4-5

<b>Application/background articles .....</b>	<b>6</b>
Fluke After Sales Service .....	7
Fluke where safety is built in .....	8-9
Fluke Industrial Portal .....	10
Fluke Electrical Portal .....	11
Fluke Process Portal .....	12

<b>Digital Multimeters .....</b>	<b>13</b>
DMM Selection Guide .....	14
280 Series Digital Multimeters .....	15
233 Remote Display Multimeter .....	16
80 Series V Digital Multimeters .....	17
170 Series Digital Multimeters .....	18
110 Series II Digital Multimeters .....	19
77 IV Digital Multimeter .....	20
27 II/28 II Rugged Industrial Multimeters .....	21
88V Automotive Meter .....	22
8845A/8846A 6.5 Digit Precision Multimeters .....	23
8808A 5.5 Digit Multimeter .....	24

<b>Clamp Meters and Electrical Testers .....</b>	<b>25</b>
330 Series/902 Clamp Meters .....	26
320 Series Clamp Meters .....	27
353/355 AC/DC Clamp Meters .....	28
360 Current Leakage Clamp Meter .....	29
T100 Series Voltage/Continuity Testers .....	30
T5/T5-H5-1AC Kit Electrical Testers .....	31
1AC-I/1AC-II/LVD1/LVD2 Voltage Detectors .....	32
9040/9062 Phase Rotation Indicators .....	33
2042 Cable Locator .....	34

<b>Insulation Testers/Earth Ground Testers .....</b>	<b>35</b>
Insulation Tester Selection Guide .....	36
1577/1587 Insulation Multimeters .....	37
1503/1507 Insulation Testers .....	38
1550B MegOhmMeter .....	39
1620 Series Earth Ground Testers .....	40
1621 Earth Ground Tester .....	41
1630 Ground Loop Tester .....	42

<b>Installation Testers/Portable Appliance Testers .....</b>	<b>43</b>
1650B Series Multifunction Installation Testers .....	44-45
6000 Series Portable Appliance Testers .....	46-47
1650B/6000 Series Accessories .....	48

<b>Digital Thermometers .....</b>	<b>49</b>
Infrared Thermometer Selection Guide .....	50
570 Series Precision Infrared Thermometers .....	51
60 Series Infrared Thermometers .....	52
566/568 Multipurpose Thermometers .....	53
561 Multipurpose Thermometer .....	54
50 Series Thermometers .....	55
1523/1524 Reference Thermometers .....	56

<b>Thermal Imagers .....</b>	<b>57</b>
Ti Series Thermal Imagers .....	58
Hawk IR CRange IRWIndows .....	59
Ti19/Ti10 Electrical Thermal Imagers .....	60
Ti25/Ti32 Industrial Thermal Imagers .....	61
TiRx/TiR Thermal Imagers for Building Inspection .....	62
TiR1TiR32 Thermal Imagers for Building Diagnostics .....	63

<b>Laser Distance Meters .....</b>	<b>64</b>
421D/416D/411D Laser Distance Meters .....	65

<b>Indoor Air Quality Tools .....</b>	<b>66</b>
975 Air Meter .....	67
922 Airflow Meter .....	68
971 Temperature Humidity Meter .....	69
983 Particle Counter .....	70

<b>ScopeMeter® Test Tools .....</b>	<b>71</b>
ScopeMeter Test Tools .....	72
120 Series ScopeMeters .....	73
190C Series, 215C/225C ScopeMeters .....	74-75
ScopeMeter Accessories .....	76

<b>Power Quality Tools .....</b>	<b>77</b>
Power Quality Selection Guide .....	78
1710 Plug-in Voltage Quality Recorder .....	79
345 Power Quality Clamp Meter .....	80
43B Single-phase Power Quality Analyzer .....	81
430 Series Three-phase Power Quality Analyzers .....	82-83
1735 Power Logger .....	84
1740 Series Power Quality Loggers .....	85
1750 Power Recorder .....	86
1760 Power Quality Recorder .....	87
Power Quality Current Clamp Accessories .....	88
Norma 4000/5000 Series .....	89-90

<b>Field Calibrators .....</b>	<b>91</b>
Field Calibrator Selection Guide .....	92
740 Series Documenting Process Calibrators .....	93
726/725/725Ex Multifunction Process Calibrators .....	94
724 Temperature Calibrator .....	95
712/714 Temperature Calibrators .....	96
9140X/418X Drywells/IR Calibrators .....	97
717/718/718Ex Pressure Calibrators .....	98
706/707/707Ex/715 Loop Calibrators .....	99
771/772/773 mA Clamp Meters .....	100
787/789 ProcessMeters .....	101
Process Tools Accessories .....	102

<b>Vibration Tester .....</b>	<b>103</b>
810 Vibration Tester .....	104

<b>ATEX Certified Test Tools .....</b>	<b>105</b>
A brief look at ATEX .....	106
Fluke intrinsically safe tools .....	107

<b>General Accessories .....</b>	<b>108</b>
Electronic Test Leads, Probes & Clips .....	109
Industrial Test Leads, Probes & Clips .....	110-111-112
Automotive Accessories .....	113
Current Clamps .....	114-115
Temperature Accessories .....	116-117
Cases and Holsters .....	118-119
Software and Other Accessories .....	120
Other Accessories .....	121
Product Quick Find List .....	122
Fuse and Warranty Information .....	123

**Fluke.** Keeping your world  
up and running

# New from Fluke



## Fluke 233 Remote Display Multimeter

The Fluke 233 allows you to be in two places at once. The removable display solves the problem of holding both the meter and the test leads to make a measurement.

See page 16.

## Fluke 27 II/28 II Rugged Industrial Multimeters

The Fluke 27 II and 28 II define a new standard for operating in harsh conditions with the features are accuracy to troubleshoot most electrical problems. Both multimeters have IP67 rating.

See page 21.



## Fluke RLD2 Leak Detector Flashlight

The Fluke RLD2 UV Flashlight uncovers refrigerant leaks instantly. Use the UV light to find the leakage area, then, use the laser pointer to pinpoint the exact leak location.

See page 70.

## Fluke Ti32/Ti9 Industrial Thermal Imagers

The Ti32 with its 320x240 sensor is the tool built for top professionals who need to see the smallest details. The affordable Fluke Ti9 puts the power of thermal imaging into the hands of electricians and technicians who are most familiar with the installations.

See page 60 and 61.



## Fluke TiR32/TiRx Thermal Imagers for Buildings

The Fluke TiR32 with its 320x 240 sensor features the highest level of thermal sensitivity to identify even small temperature differences. This makes it the ideal tool for building diagnostics. The Fluke TiRx is the perfect affordable thermal imager for building inspection.

See page 62 and 63.

## Hawk-IR CRange IRWindows

These arc-resistant, outdoor certified, infrared windows allow thermal, ultraviolet, visual and fusion technologies to be used without exposing personnel to live equipment.

See page 59.



# New from Fluke



## Fluke 1750 Power Recorder

With its exclusive threshold-free measurement system, the Fluke 1750 Power Recorder captures every measurement, every event, on every cycle, all the time. Outstanding accuracy and resolution provide complete visibility into your installation or distribution system.

See page 86.

## Fluke 421D Laser Distance Meter

The Fluke 421D brings greater distance and advanced features to the Fluke laser distance meter family. It can measure a distance up to 100 m with 1/16 in accuracy and has a 45° tilt sensor for taking indirect measurements in hard to reach areas.

See page 65.



## Fluke 772/773 Milliamp Process Clamp Meters

The Fluke 772 and 773 measure 4 to 20 mA signals without “breaking the loop”, just like the popular Fluke 771. Now technicians in process plants, industrial plants, commercial buildings and automotive repair shops can choose exactly the range of capabilities they need, at a price that makes sense.

See page 100.

## Fluke 810 Vibration Tester

The Fluke 810 Vibration Tester is the most advanced troubleshooting tool for mechanical maintenance teams who need an answer now. The unique diagnostic technology helps you quickly identify and prioritize mechanical problems, putting the expertise of a vibration analyst in your hands.

See page 104.



## FTPL Fused Test Probe Set

The FTPL are test probes with built-in fuses for additional measurement protection. And, if the probe fuse does blow, these probes will still allow the meter to indicate live voltage helping to prevent a possible misreading of no voltage present.

See page 111.

## 80PK-18 Pipe Clamp Temperature Probe Kit

The 80PK-18 combines the standard 80PK-8 pipe clamp with the new larger sized 80PK-10 pipe clamp, to give you a full range of measurement sizes. The 80PK-10 can measure on pipe diameters van 32 mm to 64 mm.

See page 116 and 117.



# Fluke Combo Kits

## Buy a Combo Kit and save



- Fluke 117/322 Kit  
Electrician's Combo Kit**
- Fluke 117 True RMS Multimeter
  - Fluke 322 Clamp Meter
  - TL75 Hard Point Test Lead Set
  - TPAK Magnetic Hanger
  - C115 Deluxe carrying case with shoulder strap



- Fluke 179/MAG2 Kit  
Industrial Combo Kit**
- Fluke 179 True RMS Multimeter
  - TL224 SureGrip™ Silicone Test Lead Set
  - AC220 SureGrip™ Alligator Clip Set
  - TP4 Slim Reach Test Probe Set (4 mm)
  - TPAK Magnetic Hanger
  - 80BK-A Integrated DMM Temperature Probe
  - C35 Soft Meter Case
  - + Maglite flashlight



- Fluke 179/TPAK  
179/ToolPak Combo Kit**
- Fluke 179 True RMS Multimeter
  - TPAK ToolPak Meter Hanging Kit



- Fluke 179/EDA2 Kit  
Electronics Combo Kit**
- Fluke 179 True RMS Multimeter
  - TL224 SureGrip™ Silicone Test Lead Set
  - TL910 Electronic Test Probe Set
  - AC280 SureGrip™ Hook Clip Set
  - TPAK Magnetic Hanger
  - 80BK-A Integrated DMM Temperature Probe
  - C35 Soft Meter Case



- Fluke 179/61 Kit  
Multimeter and Infrared Thermometer Combo Kit**
- Fluke 179 True RMS Multimeter
  - Fluke 61 Infrared Thermometer
  - C550 Hard Meter and Accessory Case



- Fluke 87V/E2  
Industrial Electrician  
Combo Kit**
- Fluke 87V True RMS Multimeter
  - TL224 SureGrip™ Silicone Test Lead Set
  - TP38 Slim Reach Test Probe Set (insulated)
  - AC220 SureGrip™ Alligator Clip Set
  - TPAK Magnetic Hanger
  - 80BK-A Integrated DMM Temperature Probe
  - C35 Soft Meter Case

### Ordering Information

- Fluke 117/322 Kit
- Fluke 179/TPAK
- Fluke 179/61 Kit
- Fluke 179/MAG2 Kit
- Fluke 179/EDA2 Kit
- Fluke 87V/E2
- Fluke 87V/i410



- Fluke 87V/i410  
Combo Kit for Industrial  
Applications**
- 87V Industrial Multimeter
  - TL75 Test Leads
  - AC72 Alligator Clips
  - i410 400A AC/DC Current Clamp
  - 80BK-A Temperature Probe
  - C115 Soft Carrying Case

(Not available in all countries)

# Fluke Combo Kits

## Buy a Combo Kit and save



### Fluke 287/FVF FlukeView Forms Combo Kit

- Fluke 287 True RMS Electronic Logging Multimeter with TrendCapture
- FVF-SC2 FlukeView Forms Software and cable
- 80BK-A Thermocouple Probe
- CAT III 1000 V 10 A Modular Test Leads (red, black)
- CAT II 300 V 5 A Alligator Clips (red, black)
- C280 Soft Case for meter protection and accessory storage

### Fluke 289/FVF Industrial Logging Multimeter and Software Combo Kit

- Fluke 289 True-RMS Multimeter
- FVF-SC2 FlukeView Forms Software and cable
- TL71 Silicon Test Lead Set
- AC72 Alligator Clips
- 80BK-A Integrated DMM Temperature Probe
- TPAK Magnetic Meter Hanger for hands-free operation
- C280 Soft Case for meter protection and accessory storage

### Fluke 1587/ET Advanced Electrical Troubleshooting Kit

- Fluke 1587 Insulation Multimeter
- Fluke 62 Mini Infrared Thermometer
- I400 Current Clamp



Fluke 1587/MDT

### Fluke 1587/MDT Advanced Motor & Drive Troubleshooting Kit

- Fluke 1587 Insulation Multimeter
- Fluke 9040 Phase Rotation Indicator
- I400 Current Clamp



### Fluke T5-H5-1AC Kit

- Fluke T5-1000 Electrical Tester
- H5 Holster
- 1AC-II Volt Alert



### Fluke T5-600/62/1AC Kit

- Fluke T5-600 Electrical Tester
- Fluke 62 Mini IR Thermometer
- Fluke 1AC-II Volt Alert
- C115 Soft Meter Case



### Fluke 62/322/1AC Kit

- Fluke 62 Mini IR Thermometer
- Fluke 322 Clamp Meter
- Fluke 1AC-II Volt Alert



### Fluke 411D/62 Kit

- Fluke 411D Laser Distance Meter
- Fluke 62 Mini IR Thermometer
- Soft case for each model

## Ordering Information

Fluke 287/FVF  
 Fluke 289/FVF  
 Fluke 1587/ET  
 Fluke 1587/MDT  
 Fluke T5-H5-1AC Kit  
 Fluke T5-600/62/1AC Kit  
 Fluke 62/322/1AC Kit  
 Fluke 411D/62 Kit

# Application/ background articles

As part of our commitment to supporting you in your work we do more than just design and manufacture rugged and versatile test tools: we also provide application notes which all can be downloaded from our web site. Furthermore check our three new dedicated web portals: Industrial Portal, Electrical Portal and Process Portal. In addition to inspection tips and helpful application information, the portals also offer advice on picking the right tool for the job.



# Let Fluke After Sales Service help you further

Did you know that the Fluke after sales service team can offer you much more than just repairing and calibrating your instrument when it is needed? Across our whole Fluke European service organization we have a vast range of capabilities, which can be utilized via your local service centre. Behind the scenes Fluke draws on the expertise of over 150 service staff that are focused on offering only the best and most comprehensive after sales service.



## Fluke service centres handle a wide range of equipment.

As part of Fluke's continuing focus on improving our service to our customer we now offer a comprehensive range of repairs and calibrations on a vast range of equipment. Fluke manufactures equipments such as:

Fluke Brands	Instrument Types
Fluke	Digital Multimeters
Hart Scientific	Electrical Standards
Fluke Networks	Biomedical Equipment
Fluke Biomedical	Data Loggers
Raytek	Thermal Imagers
Reliable Power Meters	Thermometers
Robin	Pressure
LEM Instruments	Function Generators
BEHA	Oscilloscopes
Norma	Installation Testers
Wavetek/Datron	PAT Testers
Metron	Clamp Meters
DHI	Power Analyzers
Comark	EX meters
	Plus many more



## So why should you use Fluke service?

- Original manufacturers' parts used
- All instruments reviewed for latest updates
- Repair warranty that covers whole unit
- In depth product knowledge
- Accredited calibrations available
- Traceable calibrations available on all products
- Full check of unit during verification cycle
- Full safety test on mains powered units

## What other instruments can we help you with?

We also offer a range of calibrations and repairs on other manufacturer's equipment upon request. Manufacturers such as:

- Tektronix
- Agilent
- Bruel & Kjaer
- Philips
- Megger
- Seaward
- Kewtech
- Lecroy
- Hioki
- Yokogawa
- Druck
- Iwatzu
- plus many more ...



## What other value added services do we offer?

- Gold Support for Fluke Networks
- Gold CarePlans for calibration products
- A full range of maintenance contracts
- Extended warranty programs
- Instrument upgrades
- Option retrofits
- Asset management
- Calibration reminders

## What services do we offer you?

- 5 day repairs on all current products
- 5 days or less on all calibrations (excl. repairs)
- 3 days for all Gold CarePlan calibrations
- 1-2 days on all Networks Gold calibration
- Pick up services where available



## On-Line booking in system

Why not use our On-Line booking in system where you can book your unit in, get pricing and receive a RMA number for a smooth return.

[www.fluke.com/servicerma](http://www.fluke.com/servicerma)

## Contact Information

	Eindhoven	Norwich	Cologne
Telephone	+31 (0)40 267 5300	+44 (0)1603 256620	+49 (0)69 2222 20210
Telefax	+31 (0)40 267 5321	+44 (0)1603 256688	+49 (0)69 2222 20211
Email	<a href="mailto:serviceesk@fluke.nl">serviceesk@fluke.nl</a>	<a href="mailto:ukserviceesk@fluke.com">ukserviceesk@fluke.com</a>	<a href="mailto:serviceeskgermany@fluke.com">serviceeskgermany@fluke.com</a>
Address	Science Park 5108 Eindhoven 5692 EC Son Netherlands	52 Hurricane Way Norwich Norfolk NR6 6JB United Kingdom	Heinrich-Pesch-Str. 9-11 50739 Köln Germany

# Fluke: Where safety is built in



As distribution systems and loads become more complex, the possibilities of transient overvoltages increase. Motors, capacitors and power conversion equipment such as variable speed drives can be prime generators of spikes. Lightning strikes on outdoor transmission lines also cause extremely hazardous high-energy transients. If you're taking measurements on electrical systems, these transients are "invisible" and largely unavoidable hazards. They occur regularly on low-voltage power circuits, and can reach peak values in the many thousands of volts. To protect you against transients, safety must be built into the test equipment.

### Who Develops Safety Standards?

The IEC (International Electrotechnical Commission) develops international general standards for safety of electrical equipment for measurement, control and laboratory use. IEC61010-1 is used as the basis for the following national standards:

- US ANSI/ISA-S82.01-94
- Canada CAN C22.2 No.1010.1-92
- Europe EN61010-1:2001

### Overvoltage Installation Categories

IEC61010-1 specifies categories of overvoltage based on the distance the piece of equipment is from the power source (see Fig. 1 and Table 1) and the natural damping of transient energy that occurs in an electrical distribution system. Higher categories are closer to the power source and require more protection. Within each installation category there are voltage classifications. It is the combination of installation category and voltage classification which determines the maximum transient withstand capability of the instrument.

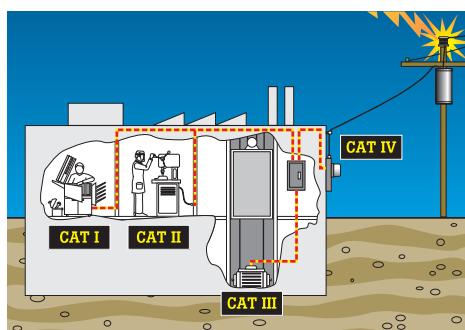


Figure 1. Understanding categories: location

IEC 61010 test procedures take into account three main criteria: steady-state voltage, peak impulse transient voltage and source impedance. These three criteria together will tell you a multimeter's true voltage withstand value.

Within a category, a higher working voltage" (steadystate voltage) is associated with a higher transient, as would be expected. For example, a CAT III 600 V meter is tested with 6000 V transients while a CAT III 1000 V meter is tested with 8000 V transients. So far, so good. What is not as obvious is the difference between the 6000 V transient for CAT III 600 V and the 6000 V transient for CAT II 1000 V. They are not the same. This is where the source impedance comes in. Ohm's Law (Amps = Volts/Ohms) tells us that the 2 Ω test source for CAT III has six times the current

of the 12 Ω test source for CAT II. The CAT III 600 V meter clearly offers superior transient protection compared to the CAT II 1000 V meter, even though its so-called "voltage rating" could be perceived as being lower. See Table 2.

### Independent testing is the key to safety compliance

How can you tell if you're getting a genuine CAT III or CAT II meter? Unfortunately it's not always that easy. It is possible for a manufacturer to self-certify that its meter is CAT II or CAT III without any independent verification. The IEC (International Electrotechnical Commission) develops and proposes standards, but it is not responsible for enforcing the standards. Look for the symbol and listing number of an independent testing lab such as UL, CSA, VDE, TÜV or other recognized approval agency.

These symbols can only be used if the product successfully completed testing to the agency's standard, which is based on national and



international standards. UL 3111, for example, is based on EN61010-1. In an imperfect world, this is the closest you can come to ensuring that the meter you choose was actually tested for safety.

Table 1

Overvoltage category	In brief	Examples
CAT IV	Three-phase at utility connection, any outdoor conductors	<ul style="list-style-type: none"> <li>• Refers to the "origin of installation"; i.e., where low-voltage connection is made to utility power.</li> <li>• Electricity meters, primary overcurrent protection equipment.</li> <li>• Outside and service entrance, service drop from pole to building, run between meter and panel.</li> <li>• Overhead line to detached building, underground line to well pump.</li> </ul>
CAT III	Three-phase distribution, including single-phase commercial lighting	<ul style="list-style-type: none"> <li>• Equipment in fixed installations, such as switchgear and polyphase motors.</li> <li>• Bus and feeder in industrial plants.</li> <li>• Feeders and short branch circuits, distribution panel devices.</li> <li>• Lighting systems in larger buildings.</li> <li>• Appliance outlets with short connections to service entrance.</li> </ul>
CAT II	Single-phase receptable connected loads	<ul style="list-style-type: none"> <li>• Appliance, portable tools, and other household and similar loads.</li> <li>• Outlet and long branch circuits.</li> <li>• Outlets at more than 10 meters (30 feet) from CAT III source.</li> <li>• Outlets at more than 20 meters (60 feet) from CAT IV source.</li> </ul>
CAT I	Electronic	<ul style="list-style-type: none"> <li>• Protected electronic equipment.</li> <li>• Equipment connected to (source) circuits in which measures are taken to limit transient overvoltages to an appropriately low level.</li> <li>• Any high-voltage, low-energy source derived from a high-winding resistance transformer, such as the high-voltage section of a copier.</li> </ul>

# Fluke: Where safety is built in

**Safety is everyone's responsibility but ultimately it is in your hands. No tool by itself can guarantee your safety when working with electricity. It's the combination of the right tools and safe work practices that gives you maximum protection. Here are a few tips to help you in your work:**

**Make sure you always comply with (local) regulations.**

**Work on de-energized circuits whenever possible.**

Use proper lock-out/tag-out procedures. If these procedures are not in place or enforced, assume that the circuit is live.

**Use protective gear when working on live circuits:**

- Use insulated tools
- Wear safety glasses or a face shield
- Wear insulated gloves, remove watches or jewelry
- Stand on an insulated mat
- Wear flame resistant clothing, not ordinary work clothes



Use protective equipment such as safety glasses and insulated gloves



Use meters with these markings: 1000 V CAT III or 600 V CAT IV

**Select the right test tool:**

- Choose a test tool rated to the highest category and voltage for which it could possibly be used (most often 600 or 1000 volt CAT III and/or 600 volt CAT IV).
- Look for the category and voltage marking near the recessed input connectors of your test tool and a “double insulated” symbol on the back.
- Verify your test tool has been tested and certified by two or more independent testing laboratories, such as UL in the United States and VDE or TÜV in Europe by looking for the symbols of these agencies on (the back of) your test tool.
- Make sure that the test tool is made of a high-quality, durable non-conductive material.
- Check the manual to verify that the ohms, continuity and capacitance circuits are protected to the same level as the voltage test circuit, to reduce hazards when the test tool is used incorrectly in ohms, continuity or capacitance mode (if applicable).
- Verify that the test tool has internal protection to prevent instrument damage when voltage is incorrectly applied to an amperage measurement function (if applicable).
- Make sure that the amperage and voltage of your test tool's fuses meets specifications. Fuse voltage must be as high or higher than the test tool's voltage rating.
- Be sure to use test leads that have:
  - Shrouded connectors
  - Finger guards and a non-slip surface
  - Category ratings that equal or exceed those of the test tool
  - Double insulation (look for the symbol)
  - A minimum of exposed metal on the probe tips

**Inspect and test your test tool:**

- Check for a broken case, worn test leads or a faded display.
- Make sure the batteries still deliver sufficient power to get reliable readings. Many test tools have a low battery indicator on the display.
- Check the test leads resistance for internal breaks while moving the leads around (good leads measure 0.1-0.3 Ohm).
- Use the meter's own test capability to ensure that the fuses are in place and working right (see manual for details).

**Apply the appropriate working practices when measuring on live circuits:**

- Hook on the ground clip first, then make contact with the hot lead. Remove the hot lead first, the ground lead last.
- Use the three-point test method, especially when checking to see if a circuit is dead. First test a known live circuit. Second, test the target circuit. Third, test the live circuit again. This verifies that your test tool worked properly before and after the measurement.
- Hang or rest the test tool if possible. Try to avoid holding it in your hands, to minimize personal exposure to the effects of transients.
- Use the old electrician's trick of keeping one hand in your pocket. This lessens the change of a closed circuit across your chest and through your heart.

**For more information or to see the Electrical Safety video go to:**

United Kingdom: [www.fluke.co.uk/safety](http://www.fluke.co.uk/safety)

Ireland: [www.fluke.ie/safety](http://www.fluke.ie/safety)

E-Europe/Middle-East/Africa: [www.fluke.nl/safety\\_ex](http://www.fluke.nl/safety_ex)

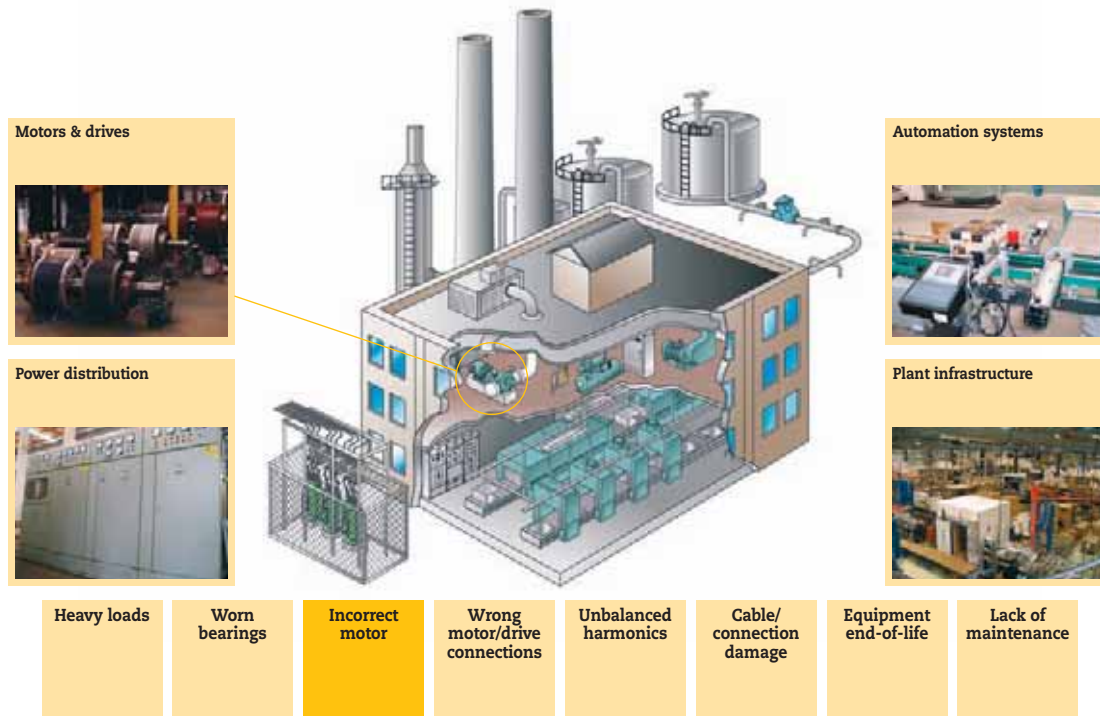
**Table 2**

Overvoltage Installation Category	Working Voltage (DC or AC RMS to ground)	Peak Impulse Transient (20 repetitions)	Test Source (Ω = V/A)
CAT I	600 V	2500 V	30 Ohm source
CAT I	1000 V	4000 V	30 Ohm source
CAT II	600 V	4000 V	12 Ohm source
CAT II	1000 V	6000 V	12 Ohm source
CAT III	600 V	6000 V	2 Ohm source
CAT III	1000 V	8000 V	2 Ohm source
CAT IV	600 V	8000 V	2 Ohm source

Transient test values for overvoltage installation categories. (50 V/150 V/300 V values not included)

# Fluke Industrial Web Portal

## Reduce downtime and unnecessary repairs



### Incorrect motor

Overloading and mechanical strain could be signs that the motor is underperforming or inadequate for the job. Use an infrared thermometer to quickly locate hot spots, and see areas of excessive heat with a thermal imager to determine severity. A digital multimeter will determine if the current draw is too high, which is also a sign that the motor is inadequate for the demands placed on it. With a clamp meter measure the inrush current and high load currents.

### Fluke 568 Thermometer

- High accuracy
- Easy interface
- Infrared and contact bead probe
- Trending and reporting via PC



### Fluke Ti32 Thermal Imager

- 320 x 240 sensor for clear, crisp images
- IR-Fusion® blended thermal images
- Rugged, withstands 2 m drop
- High resolution and thermal sensitivity
- Full analysis and reporting software included



### Fluke 87V True RMS Multimeter

- Accurate frequency and voltage measurements on motor drives and electrically noisy environments.
- Built-in thermometer



### Fluke 337 True RMS Clamp Meter

- In-rush current function for motor starting, inductive lighting, etc.
- AC/DC voltage and frequency measurements
- Jaw opening 42 mm




### [www.fluke.eu/industrial](http://www.fluke.eu/industrial)


Visit the full portal with practical information about troubleshooting potential problems throughout the plant. See how to find the right test tool for the job.

# Fluke Electrical Web Portal

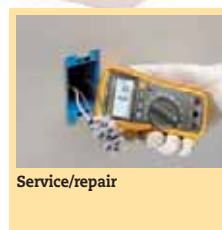
A solution for every application



Electrical installation testing



Power consumption



Service/repair

## Electrical Installation Testing

Setting up new installations, extending an existing installation or trouble shooting around safety is always crucial. To avoid any safety issues, with a multifunctional installation tester all safety measurement are combined in one single tester, testing a RCD or measuring the loop etc.

A voltage tester is the every day tester when working in an electrical installation, quickly check voltage or continuity. The T5 with its OpenJaw™ technology allows current measurement on tight spaces such as for example on a distribution board.

## Fluke 1650B Series Installation Testers

- Insulation test, continuity test, high current loop test, RCD test, earth ground test
- Slim probe with test button



## Fluke T5-1000 Electrical Tester

- Voltage and continuity measurement
- OpenJaw™ technology for current checks up to 100 A



## Fluke T120 Voltage and Continuity Tester

- Voltage, continuity and resistance measurements
- Three-phase rotation detection system



[www.fluke.eu/electrical](http://www.fluke.eu/electrical)

Visit the full portal with practical information for the electrical installer. See how to find the right test tool for the job.

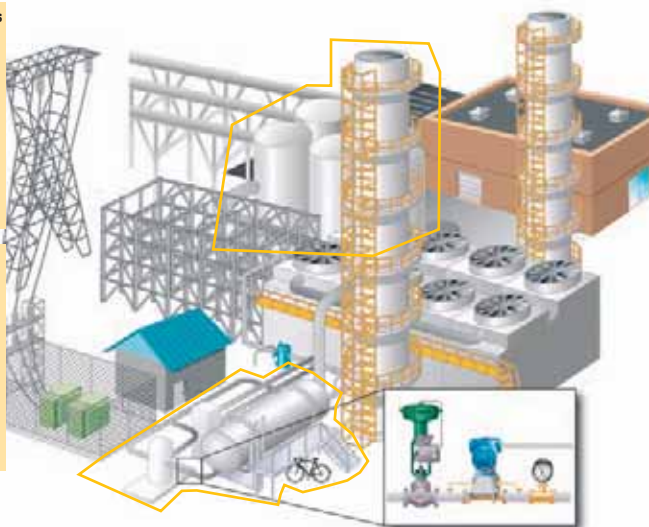
# Fluke Process Web Portal

## Identifying potential problems

Testing in Ex. Classified areas



Maintenance and calibration of process instruments



Automation Systems



Instrument commissioning and service



Measuring, troubleshooting 4-20mA loop signals	Temperature calibrations	Pressure calibrations	Switch testing	Custody transfer	Troubleshooting process signals
--	--------------------------	-----------------------	----------------	------------------	---------------------------------

### Measuring troubleshooting 4-20 mA loop signals

Keeping manufacturing and processing plants running at maximum efficiency 24-hours a day requires regular inspection and troubleshooting of vital systems and equipment. 4-20mA control loops are the most common control signals used in process industries today. Troubleshooting the mA loop instruments, connections, and cables are an essential part of locating and repairing process control.

#### Fluke 707Ex Loop Calibrator

- Simultaneous mA and %
- mA accuracy of 0.02%
- Measure, source and simulate mA



#### Fluke 725Ex Multifunction Process Calibrator

- Measure, source and view process signals simultaneously
- Measure volts, mA, RTDs, thermocouples, frequency, and resistance to test sensors and transmitters.



#### Fluke 87VEx True RMS Multimeter

- Accurate frequency and voltage measurements on motor drives and electrically noisy environments.
- Built-in thermometer



### [www.fluke.eu/process](http://www.fluke.eu/process)

Visit the full portal with practical information about troubleshooting potential problems in the process control environment. See how to find the right test tool for the job.

# Digital Multimeters

Safety, quality and performance: three words that sum up the benefits of our extensive range of digital multimeters. Designed to help you do your job faster, more efficiently and with greater accuracy, there is a model for every budget and application. Choose from handheld troubleshooters to ultra smart instruments packed with features, including the ability to log and graph data, as well as high-precision bench units.



# DMM Selection guide

	Highest accuracy	Remote display	High-end Industrial	Industrial maintenance and field service	Electrical	HVAC/R	Field Service	Basic Electrical	Heavy duty (IPE7)	General Purpose	Auto-motive	Loop calibration	Insulation test		
<b>Basic features</b>	289	287	83V	179	177	175	117	116	115	114	113	789	787	1587	1577
Counts	50000	50000	6000	6000	6000	6000	6000	6000	6000	6000	20000	4000	4000	6000	6000
True RMS readings	AC+DC	AC+DC	AC	AC	AC	AC	AC	AC	AC	AC	AC	AC	AC	AC	AC
Basic DC accuracy	0.025%	0.025%	0.05%	0.09%	0.15%	0.5%	0.5%	0.5%	0.5%	0.3%	0.1%	0.1%	0.1%	0.09%	0.2%
Wide bandwidth	100 kHz	100 kHz	5 kHz												
Auto/manual ranging	●/●	●/●	●/●	●/●	●/●	●/●	●/●	●/●	●/●	●/●	●/●	●/●	●/●	●/●	●/●
<b>Measurements</b>															
Voltage AC/DC	1000V	1000V	1000V	1000V	1000V	1000V	600V	600V	1000V	1000V	1000V	1000V	1000V	1000V	1000V
Current AC/DC	10A	10A	10A	10A	10A	10A	200 μA	10A	10A	10A	10A	1A	1A	400 mA	400 mA
Resistance	500 MΩ	500 MΩ	40 MΩ	50 MΩ	50 MΩ	50 MΩ	40 MΩ	40 MΩ	50 MΩ	50 MΩ	50 MΩ	40 MΩ	40 MΩ	50 MΩ	50 MΩ
Frequency	1 MHz	50 kHz	200 kHz	100 kHz	100 kHz	50 kHz	50 kHz	50 kHz	200 kHz	100 kHz	200 kHz	20 kHz	20 kHz	100 kHz	100 kHz
Capacitance	100 mF	10 mF	10 mF	10 mF	10 mF	10 mF	10 mF	10 mF	10 mF	10 mF	10 mF	10 mF	10 mF	10 mF	10 mF
Temperature	+1350°C	+1350°C	+400°C	+400°C		+400°C			+1090°C		+1090°C				+500°C
dB	60 dB	60 dB													
Conductance	50 nS	50 nS	60 nS						60 nS		60 nS				
Duty cycle/pulse width	●/●	●/●	●/●	●/●	●/●	●/●	●/●	●/●	●/●	●/●	●/●	●/●	●/●	●/●	●/●
Continuity with beeper/Diode test	●/●	●/●	●/●	●/●	●/●	●/●	●/●	●/●	●/●	●/●	●/●	●/●	●/●	●/●	●/●
4-20mA loop current as % readout															
Motor drive measurement	●														
RPM/Dwell															
VoltAlert™, Non-contact voltage detection					●	●									
LoZ: low input impedance	●				●	●		●							
VCHEK™ LoZ															
Microamps	●	●													
Insulation test															●
Number of insulation test ranges															5
<b>Display</b>															
Dual display	●	●													
Analog bargraph	●	●													
Backlight	●	●													
Remote display	●	●													
<b>Data storage and exchange</b>															
Min-Max recording/with time stamp	●/●	●/●	●/●	●/●	●/●	●/●	●/●	●/●	●/●	●/●	●/●	●/●	●/●	●/●	●/●
Fast Min-Max	250 μs	250 μs	250 μs				250 μs								
Display Hold/Auto (Touch) Hold	●/●	●/●	●/●	●/●	●/●	●/●	●/●	●/●	●/●	●/●	●/●	●/●	●/●	●/●	●/●
Relative	●	●													
Stand alone logging/TrendCapture	●/●	●/●													
USB interface/RS232 interface	●/●	●/●													
Readings memories	10000	10000													
<b>Other features</b>															
Source 4-20mA loop current/24V loop supply															
Automatic selection, AC/DC volts	●	●													
Real time clock															
Smoothing				●	●										
Integrated holster	●	●		●	●										
Removable holster															
Closed case calibration	●	●													
Separate battery/fuse access	●/●	●/●	●/●	●/●	●/●	●/●	●/●	●/●	●/●	●/●	●/●	●/●	●/●	●/●	●/●
Completely sealed/watertight	●	●													
Automatic power off	●	●													
Low battery indication	●	●													
<b>Warranty and safety</b>															
Lifetime warranty/warranty (years)	●	●	3	●	●	●	3	3	●	●	●	3	3	3	3
Input alert	●	●													
Dangerous voltage indication															
EN61010-1 CAT III	1000V	1000V	1000V	1000V	1000V	1000V	600V	600V	1000V	1000V	1000V	1000V	1000V	1000V	1000V
EN61010-1 CAT IV	600V	600V	600V	600V	600V	600V	600V	600V	600V	600V	600V	600V	600V	600V	600V
See catalog page	15	15	17	18	18	19	19	19	21	20	22	101	101	37	37

# 280 Series Digital Multimeters



Fluke 289



Fluke 287

## Advanced diagnostic and logging functionality for maximizing productivity

Replacing the popular 180 Series, the Fluke 289 and Fluke 287 represent the next generation of high-performance industrial logging multimeters, including higher accuracy and greater troubleshooting convenience than ever before. With the ability to log data and review it graphically on the large display, you can solve problems faster and help minimize downtime, while working at several locations.

- Large 50,000 count 320 x 240 (1/4 VGA) dot matrix display

- Logging function with TrendCapture for easy review of logged data
- Multiple readings per display provide more information at a glance
- "I" -info button for convenient on-board help
- PC interface for easy data transfer

In addition, the Fluke 289 provides:

- Lo Pass filter for motor drive measurements
- LoZ – Low impedance function prevents false “ghost voltage” readings
- 50 Ω range for motor winding and low ohm measurements

## Features

	287	289
True-RMS measurements	AC, AC+DC	AC, AC+DC
Bandwidth (voltage/current)	100 kHz / 100 kHz	100 kHz / 100 kHz
Digital display counts (default/selectable)	50,000 / 50,000	50,000 / 50,000
Logging function with TrendCapture	●	●
Records events and trends	●	●
Internal memory	Up to 180 h	Up to 180 h
Saves measurements	●	●
Optical USB PC communications interface	●	●
Low input impedance function (LoZ)	●	●
Motor winding and low ohm measurement range		50 Ω
Low pass filter		●
Field upgradeable/expandable meter	●	●
Navigation keys	●	●
F1-F4 soft keys/user function menus	●	●
I-info button/on board help screens	●	●
Multilingual interface	●	●
Saves preferred measurement setups	●	●
Current measurement: 20 A (30 seconds momentary; 10 A continuous)	●	●
Peak capture (records transients as fast as 250 μs)	●	●
Continuity measurement	●	●
Min/Max/Average with Time Stamp (records signal fluctuations)	●	●
IP Rating 54	●	●



Precise performance



View logged data graphically on screen



## Specifications

(Check the Fluke web for detailed specifications)

Functions	Maximum	Max. resolution	287 and 289**
Voltage DC	1000 V	1 μV	±(0.025% + 5)
Voltage AC	1000 V	1 μV	±(0.4% + 40)
Current DC	10 A	0.01 μA	±(0.15% + 2)
Current AC	10 A	0.01 μA	±(0.7% + 5)
Temperature	-200 °C to 1350 °C	0.1 °C	±(1.0% + 1 °C)
Resistance	500 MΩ	0.01 Ω	±(0.05% + 2)
Conductance	50 nS	0.01 nS	±(1.0% + 10)
Capacitance	100 mF	0.001 nF	±(1.0% + 5)
Frequency	1 MHz	0.01 Hz	±(0.005% + 1)

Accuracies are best accuracies for each function.  
\*\* 287 and 289 accuracy and resolution are stated for 50,000 counts

**Battery life:** 50 hours minimum,  
180 hours in logging mode  
**Size (HxWxD):** 222 mm x 102 mm x 60 mm

**Weight:** 0,871 kg  
**Lifetime warranty**

### Included Accessories

TL71 silicone test leads, probe holder, 6 AA batteries (installed), user manual, Calibration Certificate Sheet.

### Ordering Information

- Fluke 287 True-RMS Electronic logging multimeter with TrendCapture
- Fluke 289 True-RMS Industrial logging multimeter with TrendCapture
- Fluke 289/FVF Industrial logging multimeter and Software Combo Kit (see page 5)
- Fluke 287/FVF FlukeView Forms Combo Kit (see page 5)
- FVF-SC2 FlukeView Forms software including IR/USB cable

## Recommended Accessories



TLK289  
See page 111

TL910  
See page 109

TLK287  
See page 109

TPAK  
See page 109

C280  
See page 118

# 233 Remote Display Multimeter

**New**



Fluke 233



On all inputs



True RMS

## Ultimate flexibility with removable display

The NEW Fluke 233 remote display digital multimeter allows you to be in two places at once. The removable display solves the problems of holding both the meter and the test leads to make a measurement, making measurements in hard-to-reach places, and making measurements in machines or panels that are physically separated from a limit

switch or an isolator switch. Wireless technology allows the display to be carried up to 10 meters away from the point of measurement. The Fluke 233 is also designed to work in areas where the operator can't be close to the active measurement point, like clean rooms or hazardous areas.

## Features

	233
Removable magnetic display	•
True-RMS measurement	•
Digital display counts	6000
Display backlight	•
Built in thermometer	•
Resistance, continuity and diode test	•
Min/Max and average recording	•
Auto power off maximizes battery life	•
Radio transmitter automatically turns off when the display is connected to the meter	•
Use as conventional multimeter when the display is connected	•
Safety rating	CAT IV 600 V / CAT III 1000 V
Auto and manual ranging	•
Display Hold and AutoHOLD®	•
Unsafe voltage alert warns for voltages above 30V	•
2 Low batteries indication	•
Ergonomic case with integrated holster	•
Selectable sleep mode preserves battery life	•

## Specifications

Functions	Fluke 233		
	Maximum	Max. Resolution	Accuracy
Voltage DC	1000 V	0.1 mV	±(0.25% + 2)
Voltage AC	1000 V	0.1 mV	±(1.0% + 3)
Current DC	10 A	1 mA	±(1.0% + 3)
Current AC	10 A	1 mA	±(1.5% + 3)
Resistance	40 MΩ	0.1 Ω	
Capacitance	9999 μF	1 nF	
Frequency	50.00 kHz	0.01 Hz	
Temperature	-40 °C to +400 °C		
Wireless frequency: 2.4 GHz ISM Band 10 meter range			

Accuracies are best accuracies for each function

**Battery Life:** AA alkaline (3 for main body, 2 for display), 400 hrs typical  
**Size (HxWxD):** 193 x 93 x 53 mm

**Weight:** 0.6 kg  
**Three year warranty**

### Included Accessories

Test leads with 4mm lantern tips and protective cap, AC 72 alligator clips, 80BK-A temperature probe, CD-ROM, AA batteries and user manual.

### Ordering Information

Fluke 233 Remote Display Multimeter

## Recommended Accessories



80AK-A  
See page 116



80PK-9  
See page 116



i410  
See page 115



Tpak  
See page 120



C35  
See page 118

# 80 Series V Digital Multimeters

FLUKE®



Fluke 87V



Fluke 83V



Fluke 87V Ex



83V/87V



On all inputs



not 87V Ex

## Included Accessories

TL75 test leads, AC72 alligator clips, yellow holster (H80M excl. TPAK), 80BK temperature probe (87V only), 9 V battery (installed), CD-ROM (user's manual and technical notes) and operator's guide.

## Ordering Information

Fluke 83V Multimeter  
 Fluke 87V True RMS Multimeter  
 Fluke 87V Ex Intrinsically safe True RMS multimeter  
 Fluke 87V/E2 Industrial Electrician Combo Kit  
 See page 4

## Performance and accuracy for maximum industrial productivity

The Fluke 80 Series V have improved measurement functions, troubleshooting features, resolution and accuracy to solve more problems on motor drives, in plant automation, power distribution, and electro-mechanical equipment.

The Fluke 87V has a unique function for accurate voltage and frequency measurements on adjustable speed motor drives and other electrically noisy equipment. A built-in thermometer conveniently allows you to take temperature readings without having to carry a separate instrument. For 87V Ex see also page 106 and 107.

## Features

	83V	87V / 87V Ex
True-RMS voltage and current for accurate measurements on non linear signals Bandwidth (voltage/current)	5 kHz	20 kHz
Digital display counts (default/selectable)	6000	20000 / 6000
Selectable filter for accurate voltage and frequency measurements on motor drives		●
Large display with analog bargraph and 2 level bright white backlight	●	●
Auto and manual ranging for maximum flexibility	●	●
Built-in thermometer lets you carry one less tool		●
Peak capture to record transients as fast as 250 μs		●
Relative mode to remove test lead resistance from low ohms measurements	●	●
Min-Max-Average recording with Min/Max Alert to capture variations automatically	●	●
AutoHOLD® to capture stable readings avoiding noisy signals	●	●
Audible continuity, diode test and duty cycle	●	●
Input Alert	●	●
"Classic" design with new removable holster with built in test lead and probe storage	●	●
Improved selectable sleep mode for long battery life	●	●
Easy battery exchange without opening the complete case	●	●
ATEX safety rating  II 2 G Ex ia IIC T4		87V Ex

## Specifications

(Check the Fluke web for detailed specifications)

Functions	Maximum Range	83V		87V/87V Ex*	
		Max. resolution	Accuracy	Max. resolution	Accuracy
Voltage DC	1000 V	0.1 mV	±(0.1%+1)	10 μV	±(0.05%+1)
Voltage AC	1000 V	0.1 mV	±(0.5%+2)	10 μV	±(0.7%+2)
Current DC	10 A **	0.1 μA	±(0.4%+2)	0.01 μA	±(0.2%+2)
Current AC	10 A **	0.1 μA	±(1.2%+2)	0.01 μA	±(1.0%+2)
Resistance	50 MΩ	0.1 Ω	±(0.4%+1)	0.01 Ω	±(0.2%+1)
Conductance	60 nS	0.01 nS	±(1.0%+10)	0.001 nS	±(1.0%+10)
Capacitance	9999 μF	0.01 nF	±(1.0%+2)	0.01 nF	±(1.0%+2)
Frequency	> 200 kHz	0.01 Hz	±(0.005%+1)	0.01 Hz	±(0.005%+1)
Temperature	-200 to 1090 °C	-	-	0.1 °C	1.0%
80BK temperature probe	-40 to 260 °C	-	-	-	2.2 °C or 2%

Accuracies are best accuracies for each function.  
 \* 87V accuracy is stated for 6000 counts and resolution for 20000 counts  
 \*\* 20 A up to 30 seconds

**Battery Life:** Over 400 hours typical (alkaline).  
**Size (HxWxD):** 200 mm x 95 mm x 48 mm

**Weight:** 0.6 kg  
**83V/87V:** Lifetime Warranty  
**87V Ex:** One Year Warranty

## Recommended Accessories

(Not for hazardous zones)



C25  
See page 118



TL238  
See page 110



i410/i1010  
See page 115



TPAK  
See page 120



L215  
See page 111

# 170 Series Digital Multimeters

## Versatile meters for field service or bench repair

These meters have the features needed to find most electrical, electro-mechanical and heating and ventilation problems.

They are simple to use and have significant improvements over Fluke's original 70 Series like True-RMS, more measurement functions, conformance to the latest safety standards, and a much larger display that's easier to view.



Fluke 179



Fluke 177



Fluke 175



On all inputs



True RMS

### Included Accessories

Test leads with 4 mm lantern tips and protective cap, installed 9V battery and users manual. The 179 also includes the 80BK temperature probe.

### Ordering Information

Fluke 175 True RMS Multimeter  
 Fluke 177 True RMS Multimeter  
 Fluke 179 True RMS Multimeter  
 Fluke 179/EDA2 Kit Electronics Combo Kit  
 Fluke 179/MAG2 Kit Industrial Combo Kit  
 See page 4

## Features

	175	177	179
True-RMS measurements	AC	AC	AC
Digital display counts, updates 4 times per second	6000	6000	6000
Display backlight		●	●
Analog bargraph / 33 segments, updates 40 times per second	●	●	●
Auto and Manual ranging	●	●	●
Display Hold and AutoHOLD®	●	●	●
Min-Max-Average recording mode with Min/Max Alert	●	●	●
Temperature readings (bead thermocouple probe included)			●
Smoothing mode allows filtering of rapidly changing inputs	●	●	●
Audible continuity and diode test	●	●	●
Test lead alert	●	●	●
Unsafe voltage alert warns for voltages above 30V	●	●	●
Low battery indication	●	●	●
Ergonomic case with integrated holster	●	●	●
Easy battery and fuse exchange without opening the complete case	●	●	●
Selectable sleep mode preserves battery life	●	●	●

## Specifications

(Check the Fluke web for detailed specifications)

Functions	Maximum	Max. resolution	175	177	179
Voltage DC	1000 V	0.1 mV	±(0.15%+2)	±(0.09%+2)	±(0.09%+2)
Voltage AC	1000 V	0.1 mV	±(1.0%+3)	±(1.0%+3)	±(1.0%+3)
Current DC	10 A	0.01 mA	±(1.0%+3)	±(1.0%+3)	±(1.0%+3)
Current AC	10 A	0.01 mA	±(1.5%+3)	±(1.5%+3)	±(1.5%+3)
Resistance	50 MΩ	0.1 Ω	±(0.9%+1)	±(0.9%+1)	±(0.9%+1)
Capacitance	10000 μF	1 nF	±(1.2%+2)	±(1.2%+2)	±(1.2%+2)
Frequency	100 kHz	0.01 Hz	±(0.1%+1)	±(0.1%+1)	±(0.1%+1)
Temperature	-40 °C/+400 °C	0.1 °C			±(1.0%+10)

Accuracies are best accuracies for each function

**Battery Life:** Alkaline, 200 hrs typical  
**Size (HxWxD):** 190 mm x 85 mm x 45 mm

**Weight:** 0.42 kg  
**Lifetime Warranty**

## Recommended Accessories



i400  
See page 114



C90  
See page 118



TLK-220  
See page 110



SV225  
See page 121



i410-i1010  
See page 115

# 110 Series Digital Multimeters



Fluke 117



Fluke 115



Fluke 114



Fluke 116



Fluke 113



On all inputs



True RMS

## Compact design for ergonomic one-handed operation

The Fluke 110 Series has five true-rms DMMs, each for specific users. The compact instruments offer convenient one-handed operation and a backlit display with large, easy-to-read digits.

### Fluke 117 Electrician's Multimeter with Non-Contact Voltage

The 117 is for electricians working in commercial and non-commercial premises (like hospitals and schools). It includes extras like non-contact voltage detection for faster and safer operation.

### Fluke 116 Multimeter with Temperature and Microamps

The 116 is for heating, ventilation and air conditioning (HVAC) engineers. It includes temperature measurement and microamp current ranges to quickly troubleshoot HVAC problems.

### Fluke 115 Field Service Testing Multimeter

An everyday multimeter for technicians, the 115 is for electrical and electronic testing in field service, industrial, and applications where more than the basic functions simplify work.

### Fluke 114 Electrical Multimeter

The 114 is for electrical troubleshooting and straightforward 'go/no-go' in residential/commercial testing. It has all the basic functions plus a special feature to prevent false readings caused by ghost voltage.

### Fluke 113 Multimeter

The 113 is for basic electrical tests and repairing most electrical problems. Features include Fluke's VCHEK™, added measurement functions, backlight and conformance to the latest safety standards.

## Features

	113	114	115	116	117
True RMS readings	AC	AC	AC	AC	AC
Counts	6000	6000	6000	6000	6000
Backlight	●	●	●	●	●
Analog bargraph	●	●	●	●	●
AutoVolt: Automatic AC/DC voltage selection		●		●	●
VoltAlert™, Non-contact voltage detection					●
Built-in thermometer for HVAC applications				●	
LoZ: low input impedance to prevent ghost voltage		●		●	●
VCHEK™ LoZ low impedance measurement function to simultaneously test for voltage or continuity	●				
Min/Max/Average to record signal fluctuations	●	●	●	●	●
Resistance, continuity	●	●	●	●	●
Frequency, Capacitance, Diode test	- / ● / ●		●	●	●
Microamps to test flame sensors				●	
Display hold	●	●	●	●	●
Auto/manual ranging	●	●	●	●	●
Low battery indication	●	●	●	●	●
Compact case with removable holster	●	●	●	●	●

## Specifications

(Check the Fluke web for detailed specifications)

Functions	Maximum	Max. resolution	113	114	115	116	117
Voltage DC	600V	1mV	±(0.5%+2)	±(0.5%+2)	±(0.5%+2)	±(0.5%+2)	±(0.5%+2)
Voltage AC	600V	1mV		±(1.0%+3)	±(1.0%+3)	±(1.0%+3)	±(1.0%+3)
Current DC	10.00A	1mA			±(1.0%+3)		±(1.0%+3)
Current AC	10.00A	0.01A			±(1.5%+3)		±(1.5%+3)
Resistance	40MΩ (113: 60KΩ)	0.1Ω	±(0.9%+2)	±(0.9%+1)	±(0.9%+1)	±(0.9%+1)	±(0.9%+1)
Capacitance	10000µF	1nF	±(1.9%+2)		±(1.9%+2)	±(1.9%+2)	±(1.9%+2)
Frequency	50kHz	0.01Hz			±(0.1%+2)	±(0.1%+2)	±(0.1%+2)
Temperature	-40°C/+400°C	0.1°C				±(1.0%+2)	
VCHEK™	600.0V AC/DC	0.1V	±(2.0%+3)				

Accuracies are best accuracies for each function

**Battery type:** 9 volt Alkaline, 400 hours typical **Weight:** 0.55 kg (including batteries)  
**Size (HxWxD):** 167 mm x 84mm x 46 mm **Three Year Warranty**

### Included Accessories

Test leads with 4 mm lantern tips and protective cap, holster, installed 9V battery and users manual

### Ordering Information

Fluke 113	True RMS Multimeter
Fluke 114	True RMS Multimeter
Fluke 115	True RMS Multimeter
Fluke 116	True RMS Multimeter
Fluke 117	True RMS Multimeter
Fluke 117/322 Kit	Electricians Combo Kit (see page 4)

## Recommended Accessories



C50  
See page 118



TL223  
See page 110



MC6  
See page 121



TPAK  
See page 120

# 77IV Digital Multimeter

## Versatile multimeter for field service or bench repair

The 77-IV digital multimeter has the features needed to repair most electrical and electronic problems. This meter is simple to use and has significant improvements over Fluke's original 70 Series with more measurement functions, conformance to the latest safety standards, and a much larger display that's easier to view.



Fluke 77 IV

### Features

	77 IV
Digital display counts	6000
Large display with backlight	●
Min-Max-Average recording mode with Min/Max Alert	●
High contrast digital display with large digits	●
Analog bargraph/segments	31
Auto and Manual ranging	●
Automatic Touch Hold®	●
Audible continuity / diode test	●
Ergonomic case with integrated holster	●
Sleep Mode preserves battery life	●
EN 61010-1 safety rating	CAT IV 600 V / CAT III 1000 V

### Specifications

Function	Maximum	Max. resolution	Accuracy
Voltage DC	1000 V	1 mV	±(0.3%+1)
Voltage AC	1000 V	1 mV	±(2.0%+2)
Current DC	10 A	0.01 mA	±(1.5%+2)
Current AC	10 A	0.01 mA	±(2.5%+2)
Resistance	50 MΩ	0.1 Ω	±(0.5%+1)
Capacitance	9999 μF	1 nF	±(1.2%+2)
Frequency	99.99 kHz	0.01 Hz	±(0.1%+1)

Accuracies are best accuracies for each function.

**Battery Life:** 400 hours typical **Weight:** 0.42 kg  
**Size (HxWxD):** 185 mm x 90 mm x 43 mm **Lifetime Warranty**



On all inputs



### Included Accessories

TL75 test leads, operator's manual, 9V battery (installed)

### Ordering Information

Fluke 77IV Multimeter

### Recommended Accessories



i400  
See page 114



C35  
See page 118



Tpak  
See page 120



TL225  
See page 121



TLK-225  
See page 111

# 27II / 28II Rugged IP67 Industrial Multimeters

FLUKE®

**New**



Fluke 27 II



Fluke 28 II



On all inputs



## Designed to survive water, dust and rough handling and yet troubleshoot most electrical problems

The NEW Fluke 27 II and 28 II digital multimeters define a new standard for operating in harsh conditions with the features and accuracy to troubleshoot most electrical problems. Both meters have IP 67 (waterproof and dustproof) rating, MSHA approvals (pending), extended operating temperature range of -15° C to + 55°C and 95% humidity, and a 3-meter drop. They withstand hazardous 8.000 volt spikes caused by

load switching and faults on industrial circuits and complies with second edition IEC and ANSI electrical safety standards. Furthermore, the 28 II has a unique function for accurate voltage and frequency measurements on adjustable speed motor drives and other electrically noisy equipment. The new Fluke 20 series multimeters are built to work in the toughest environments.

### Features

	27 II	28 II
IP 67 waterproof & dustproof protection	●	●
Withstands 3 meter drop (with holster)	●	●
True-RMS measurements		●
Digital display counts	6000	20000/6000
Bright, two-level backlight	●	●
Backlit keypad buttons	●	●
Reversible, rubber holster	●	●
Built-in thermometer		●
Resistance, continuity and diode test	●	●
Min/Max and average recording	●	●
Improved sleep mode for long battery life		●
Relative mode to remove test lead resistance from low ohms measurements	●	●
Auto and manual ranging	●	●
Safety rating	CAT III 1000 V CAT IV 600 V	CAT III 1000 V CAT IV 600 V

True RMS

### Specifications

Functions	Maximum	Max. Resolution	27 II	28 II
Voltage DC	1000 V	0.1 mV	±(0.1% + 1)	±(0.05% + 1)
Voltage AC	1000 V	0.1 mV	±(0.5% + 3)	±(0.7% + 4)
Current DC	10 A	0.1 µA	±(0.2% + 4)	±(0.2% + 4)
Current AC	10A	0.1 µA	±(1.5% + 2)	±(1.0% + 2)
Temperature				-200 °C to +1090 °C
Resistance			0.1 Ω to 50 MΩ	
Low pass filter (Measurement on VSD's)			yes	
Capacitance			1 nF to 9999 µF	
Frequency			0.5 Hz to 199.99 kHz	
Peak transient capture				250 µS

Accuracies are best accuracies for each function

**Battery Life:** 3x AA alkaline, 800 hrs typical  
**Size (HxWxD):** 198 x 100 x 63.5 mm

**Weight:** 0.75 kg  
**Lifetime Warranty**

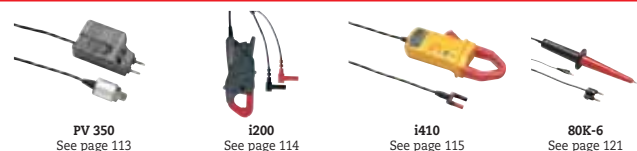
### Included Accessories

TL 75 Test leads, AC 72 alligator clips, 80BK-A temperature probe (28 II), holster, manual, CD-ROM, three AA batteries (installed)

### Ordering Information

Fluke 27 II IP 67 Industrial Multimeter  
Fluke 28 II IP 67 True-RMS Industrial Multimeter

### Recommended Accessories



PV 350  
See page 113

i200  
See page 114

i410  
See page 115

80K-6  
See page 121

# 88V Automotive Meter



Fluke 88V/A



On all inputs



## Included Accessories

H80M Holster with TPAK Meter Hanging Solution, TL224 SureGrip Silicone Test Lead Set, TP220 SureGrip Test Probe Set, AC285 SureGrip Large Jaw Alligator Clip Set, 80BK Integrated Temperature Probe, RPM80 Inductive Pick-up Probe, C800 Hard Case, User's Manual + Quick Reference Guide

## Ordering Information

Fluke 88V/A Automotive Meter Combo Kit

## The right meter for auto-electric diagnosis

Perhaps the most important tool you'll use in troubleshooting auto electrical systems is the multimeter. Basic multimeters measure voltage, current and resistance, while automotive multimeters like the Fluke 88V have features that can check frequency, duty cycle, make diode tests, and measure temperature, pressure and vacuum.

### Features

	88V/A
Continuity for detecting open and shorts	●
Frequency for "pulsed-DC" and AC tests	●
Duty cycle to verify operation of feedback carburetors	●
Diode test for alternator testing	●
Built-in thermometer; thermocouple probe included	●
Min/Max/Average recording with Min/Max Alert	●
Peak capture to record transients as fast as 250 μs	●
Relative mode to remove test lead resistance from low ohms measurements	●
Millisecond pulse width measurements for fuel injectors	●
AutoHOLD® to capture stable readings	●
Large display with bright, two-level backlight	●
Magnet hanger to attach meter to the vehicle	●
RPM80 Inductive Pickup for both conventional and distributorless (DIS) ignitions	●
Hard Meter Case	●
Safety rating	CAT III 1000 V, CAT IV 600 V

### Specifications

	Fluke 88V		
	Range	Resolution	Accuracy
Voltage DC	1000V	0.1mV	0.1%
Voltage AC	1000V (5 kHz)	0.1mV	0.5%
Current DC	10A	0.1μA	0.4%
Current AC	10A	0.1μA	1.2%
Resistance	50MΩ	0.1Ω	0.4%
Capacitance	10mF	0.01nF	1%
Frequency	200kHz	0.01Hz	0.005%
Temperature	1090°C	0.1°C	1%

**Battery Life:** 88V – Over 400 hours typical (alkaline)

**Weight:** 88V – 0.36 kg  
**Lifetime Warranty**

**Size (HxWxD):** 88V – 186 mm x 86 mm x 32 mm

### Recommended Accessories



TL224  
See page 113



TP220  
See page 113



RPM80  
See page 113



AC285 (requires 80AK)  
See page 116



H80M  
See page 113

# 8845A/8846A 6.5 Digit Precision Multimeters

FLUKE®



Fluke 8845A



Fluke 8846A

## Precision and versatility for bench or systems applications

The Fluke 8845A and 8846A, 6.5 digit precision multimeters have the precision and versatility to handle your most demanding measurements on the bench or in a system.

**Dual Display offers versatile graphical capabilities:** The 8845A and 8846A features a unique graphical display that can reveal signal quality issues like drift, intermittent and stability by viewing the measurement data as a real time TrendPlot™, Histogram or Statistics using the unique analyze mode.

**Wide Measurement Ranges:** Resistance or current has been extended to cover the widest range possible.

**Perform 4-wire measurements easily with two leads:** Patented split terminal jacks for 2x4 Ohms function allows you to perform precise 4-wire measurements with only two leads instead of four.

Optional Kelvin leads accessories are available to enable you to establish a 4-wire connection even in tight spaces.

**Systems Capabilities:** Both instruments include an RS-232, IEEE-488 and Ethernet interface as standard, with popular DMM emulation modes makes systems integration a simple task.

**Software:** Transfer data points from your meter to your PC with the free copy of FlukeView Forms Basic. To customize your forms upgrade with FVF-UG.



Use the built-in TrendPlot paperless chart recorder to graphically identify the extent of drift and intermittent events in analog circuits



View results in Histogram mode to reveal stability or noise problems in analog circuits



Handle even the most demanding measurements with high accuracy and 6.5 digit resolution



### Included Accessories

LCI Line Power Cord, TL71 Test Lead Set, Spare Line Power fuse, Programmers Manual/ User Manual on CD-ROM, 884X-USB USB to RS232 Cable Adapter, FVF-BASIC FlukeView Forms Software Basic Version.

### Ordering Information

Fluke 8845A 6.5 Digit Precision Multimeter  
 Fluke 8845A/SU 6.5 Digit Precision Multimeter (software + cable)  
 Fluke 8846A 6.5 Digit Precision Multimeter  
 Fluke 8846A/SU 6.5 Digit Precision Multimeter (software + cable)  
 Calibration & Service agreements

## Features

	8845A	8846A
Display	Dual VFD Dot Matrix	
Resolution	6.5 Digits	
Measurement Rate (Rdgs/s)	1000	
Continuity / Diode Test	Yes	
Analytical Functions	Statistics, Histogram, TrendPlot™, Limit Compare	
Math Functions	NULL, Min/Max, dB/dBm	
USB Device Port	-	USB Memory Drive port
Real Time Clock	-	Yes
Interfaces	RS232, IEEE-488.2, Ethernet	
Programming Languages/Emulation Modes	SCPI (IEEE-488.2), Agilent 34401A, Fluke 45	
Safety	Designed to comply with IEC 61010-1:2000-1, ANSI / ISA-S82.01-1994, CAN / CSA-C22.2 No.1010.1-92 1000V CATI / 600V CATII	

## Specifications

(Check the Fluke web for detailed specifications)

Function*	8845A			8846A		
	Range	Resolution	Accuracy* (%)	Range	Resolution	Accuracy* (%)
Voltage DC	1000 V	100 nV	0.0035	1000 V	100 nV	0.0024
Voltage AC (Freq 300 Hz)	750 V	100 nV	0.06	1000 V	100 nV	0.06
Resistance (2x4 Wire)	100 MΩ	100 μΩ	0.01	1 GΩ	10 μΩ	0.01
Current DC	10 A	100 pA	0.05	10 A	100 pA	0.05
Current AC (Freq. 3Hz-10kHz)	10 A	10 μA	0.10	10 A	100 pA	0.10
Freq/Period	300 kHz	1 μHz	0.01	1 MHz	1 μHz	0.01
Capacitance	-	-	-	1 nF to 0.1 F	1 pF	1
Temperature RTD	-	-	-	-200 to +600°	0.001°	0.06

\* Accuracy = +/- (% of reading)

**Size (HxWxD):** 88 mm x 215 mm x 293 mm

**Weight:** 3.6 kg

**Three Year Warranty**

## Recommended Accessories



884X-case  
Hard case



TL2X4W-TWZ  
2x4 Wire Ohms Tweezer  
Test Leads



TL2X4W-PT II  
2x4 Wire Ohms Test  
lead 2mm Probe Tip



884X-512M  
USB Memory 512M



FVF-UG  
FlukeView Forms  
Software Upgrade

# 8808A 5.5 Digit Multimeter



Fluke 8808A



The Fluke 8808A includes two low impedance low current ranges for measuring sensitive leakage currents



Use setup keys (S1-S6) for fast access to repetitive measurements. Setups can include limit compare mode with pass/fail indicators



Dual Display



## Included Accessories

LCI Line Power Cord, TL71 Test Lead Set, Spare Line Power fuse, 884X-USB USB to RS232 Cable Adapter, FlukeView Forms Software Basic Version, Programmers Manual/User Manual on CD-ROM.

## Ordering Information

Fluke 8808A 5.5 digit multimeter  
 Fluke 8808A/SU 5.5 digit multimeter, (software & cable)  
 Fluke 8808A/TL 5.5 digit multimeter, 2X4W Test Lead Kit

## Versatile multimeter for manufacturing, development and service applications

Manufacturing test, R&D, development and service applications demand performance and flexibility from a bench meter. The Fluke 8808A delivers a wide variety of measurement functions, including volts, ohms, and amps, plus frequency - all at superior accuracy and resolution with a basic V dc accuracy of 0.015 %.

**Measure sensitive leakage current:** The Fluke 8808A includes two low impedance low current ranges for measuring sensitive leakage currents (i-Leakage).

**Perform routine manufacturing functional tests with consistency:** Use setup keys (S1 - S6) for fast access to repetitive measurements. Operators no longer need to press multiple buttons to make routine measurements.

**Eliminate production mistakes:** The 8808A has a limit compare mode with built in display enunciators that clearly show whether a test is within or out of limits.

**Perform 4-wire measurements with only two leads:** Patented split terminal jacks for 2x4 Ohms function allow you to perform precise 4-wire low ohms measurements with only two leads instead of four. Optional test lead accessories are available to enable you to establish a 4-wire connection even in tight spaces or on surface mount devices.

## Features

	8808A
Display	VFD multi segment
Resolution	5.5 digits
Measurements	V ac, V dc, I dc, I ac, Ω, Cont, Diode
Advanced Measurements	2X4 Wire Ohms, Freq, i-Leakage
Continuity / Diode Test	Yes
Analytical Functions	Limit Compare
Math Functions	dBm, dB, Min, Max
Interfaces	RS-232, USB via optional adapter
Programming Languages/Modes	Simplified ASCII, Fluke 45
Safety Rating	CAT I 1000 V, CAT II 600 V

## Specifications

(Check the Fluke web for detailed specifications)

Functions	Range	Resolution	Accuracy*
Voltage DC	200 mV to 1000 V	1 μV	0.015
Voltage AC (Freq. 10 Hz to 100 kHz)	200 mV to 750 V	1 μV	0.2
Resistance (2x4 Wire)	200 Ω to 100 MΩ	1 mΩ	0.02
Current DC	200 μA to 10 A	1 nA	0.02
Current AC (Freq. 20 Hz to 2 kHz)	20 mA to 10A	100 μA	0.3
Freq. Period	20 Hz to 1 MHz (Freq. only)	0.1 mHz	0.01

\* Accuracy = +/- (% of reading)

**Size (HxWxD):** 88 mm x 217 mm x 297 mm

**Weight:** 2.1 kg

**Three year Warranty**

## Recommended Accessories



# Clamp Meters and Electrical Testers

The ergonomic clamp meters feature wide opening jaws for safe, fast non-contact current measurement. The Fluke leakage clamp meter is ideal for non-invasive checks of insulation resistance.

The range of electrical testers includes two-pole testers for taking quick measurements in tight spaces, phase rotation indicators to take the guess work out of checking phase/motor rotation, a multipurpose cable locator and handy voltage alerts.



# 330 Series/902 Clamp Meters



Fluke 337

Fluke 336

Fluke 335

Fluke 334

Fluke 333

Fluke 902



True RMS

## Expanded capabilities for current measurement

The Fluke 330 Series Clamp Meters offer all the features you need to fit the way you work. The small body and jaws fit perfectly in your hand and into tight places. Meter controls are positioned so that current measurements can be done with one hand. A large backlit display (on most models) is easy to see and a handy Display Hold keeps measurements on the display. Measuring starting current for motors, lighting, etc. is easy with the in-rush current function (on most models).

The Fluke 902 adds temperature and capacitance measurement capabilities to the line, ideal for heating, ventilation and air conditioning system inspections.

## Features

Functions	333	334	335	336	337	902
True-RMS			●	●	●	●
Display backlight		●	●	●	●	●
Auto shut-off	●	●	●	●	●	●
Display Hold	●	●	●	●	●	●
Motor start-up current		●	●	●	●	
Low battery indication	●	●	●	●	●	●
Large jaw				●	●	
Min/Max					●	●
Current AC/DC				●	●	●*
Temperature						●

\* DC A: 0-200 µA direct measurement

## Specifications

Functions	Range	333	334	335	336	337	902
Current AC	0-400.0A	2% ± 5 counts					
	0-600.0A		2% ± 5 counts	2% ± 5 counts	2% ± 5 counts		1% ± 5 counts
	0-999.9A					2% ± 5 counts	
Crest Factor	0-600.0A			2.4 @ 500A	3 @ 500A		2.4 @ 500A
				2.0 @ 600A	2.5 @ 600A		2.0 @ 600A
	0-999.9A					3 @ 500A	
						2.5 @ 600A	
						1.42 @ 1000A	
Current DC	0-200 µA						1% ± 5 counts
	0-600.0A				2% ± 5 counts		
	0-999.9A					2% ± 5 counts	
In-rush Current	Integration time		100mS	100mS	100mS	100mS	
Voltage AC	0-600.0V	1% ± 5 counts	1% ± 5 counts	1% ± 5 counts	1% ± 5 counts	1% ± 5 counts	1% ± 5 counts
	Voltage DC	0-600.0V	1% ± 5 counts	1% ± 5 counts	1% ± 5 counts	1% ± 5 counts	1% ± 5 counts
	Resistance	0-600.0Ω	1.5% ± 5 counts	1.5% ± 5 counts	1.5% ± 5 counts	1.5% ± 5 counts	1.5% ± 5 counts
0-6000Ω			1.5% ± 5 counts	1.5% ± 5 counts	1.5% ± 5 counts	1.5% ± 5 counts	
0-9999Ω							1.5% ± 5 counts
Continuity		≤ 30Ω	≤ 30Ω	≤ 30Ω	≤ 30Ω	≤ 30Ω	≤ 30Ω
Frequency	5-400Hz					0.5% ± 5 counts	
Temperature	-10° to 400°C						1% ± 0.8°C
Capacitance	1µF to 1000µF						1.9% ± 2 counts

**Battery Life:** Alkaline, 150 hours  
**Size (HxWxD):**  
 238 mm x 79 mm x 41mm (333, 334, 335 and 902)  
 251 mm x 79 mm x 41 mm (336 and 337)

**Jaw Opening:** 30 mm (333, 334, 335 and 902)  
 42 mm (336, 337)  
**Weight:** 0.312 kg  
**Three Year Warranty**

### Included Accessories

C33 Soft case, TL75 test leads, 80BK Integrated DMM temperature probe (902), 2 AA alkaline batteries, instruction card and safety information sheet.

### Ordering Information

- Fluke 333 Clamp Meter
- Fluke 334 Clamp Meter
- Fluke 335 True-RMS Clamp Meter
- Fluke 336 True-RMS Clamp Meter
- Fluke 337 True-RMS Clamp Meter
- Fluke 902 True-RMS Clamp Meter (HVAC)

### Recommended Accessories



H3  
See page 119



TL223  
See page 110



L215  
See page 111

# 320 Series Clamp Meters



Fluke 322

Fluke 321



## Big features, small package

The Fluke 321 and 322 are designed to verify the presence of load current, ac voltage and continuity of circuits, switches, fuses and contacts. These small and rugged clamp meters are ideally suited for current measurements up to 400 A in tight cable compartments.

Model 322 also offers DC voltage measurements and has a higher resolution for loads below 40 A.

## Features

Functions	321	322
Compact design	●	●
Auto shut-off	●	●
Display Hold	●	●
Low battery indication	●	●
Current AC	●	●
Volts DC		●

## Specifications

Functions	321		322		321	322
	Range	Resolution	Range	Resolution		
Current AC	400.0A	0.1A	40.00A	0.01A	1.8% ± 5 counts (50 - 60Hz)	1.8% ± 5 counts (50 - 60Hz)
			400.0A	0.1A		
Voltage AC	0-400.0V	0.1V	0-400.0V	0.1V	1.2% ± 5 counts (50-400Hz)	1.2% ± 5 counts (50-400Hz)
	400-600V	1V	400-600V	1V		
Voltage DC			0-400.0V	0.1V		1% ± 5 counts
Resistance	0-400.0Ω	0.1Ω	400-600V	1V	1% ± 5 counts	1% ± 5 counts
Continuity	≤ 30Ω		0-400.0Ω	0.1Ω		

### Included Accessories

C23 Soft carrying case, TL75 test leads, (2) AA alkaline batteries, coated instruction card, safety information sheet.

### Ordering Information

Fluke 321	Clamp Meter
Fluke 322	Clamp Meter
Fluke 117/322 Kit	Electricians Combo Kit
Fluke 62/322/1AC	IR Thermometer, Clamp Meter and Voltage Detector Kit

**Battery Life:** 100 hours typical

(2 AAA carbon zinc)

**Size (HxWxD):** 190 mm x 63 mm x 35 mm

**Jaw Opening:** 25 mm

**Weight:** 0.23 kg

**Two Year Warranty**

## Combo Kit

### Fluke 62/322/1AC Kit

- Fluke 62 Infrared Thermometer
- Fluke 322 Clamp Meter
- Fluke 1AC II Volt Alert



### Fluke 117/322 Kit

See page 4



## Recommended Accessories



H3  
See page 119



TL223  
See page 110



L215  
See page 111

# 350 Series AC/DC Clamp Meters



Fluke 353



Fluke 355



## True-RMS, 2000 A Clamp Meters for industrial and utility applications

Confidently take reliable readings with the true-rms, Fluke 353/355 Clamp Meters; the tools of choice for high current measurement up to 2000 A. The extra-wide jaw easily clamps around large conductors, typically found in high current applications. The rugged design and CAT IV 600 V, CAT III 1000 V ratings add an extra element of protection when taking high-powered measurements.

Accurate peak measurements can be taken using the in-rush current mode - ideal for motors and inductive loads. The 355 also measures voltage and resistance, making this the most versatile tool for utilities, electrical contractors and industrial service technicians.

### Features

	353	355
True-RMS measurements	●	●
Display backlight	●	●
Motor start-up current	●	●
Min/Max/Average	●	●
Voltage AC/DC		●
Resistance measurement		●
Continuity measurement with beeper		●

### Specifications

(Check the Fluke web for detailed specifications)

Functions	Range	353	355
Current AC/DC	0-40.00 A	1.5% ± 15 counts	1.5% ± 15 counts
	0-400.0 A		
	0-2000 A; 1400 AC rms	1.5% ± 5 counts	1.5% ± 5 counts
Crest Factor		2.4	2.4
Voltage AC/DC	0-4.000 V		1% ± 10 counts
	0-40.00 V		
	0-400.0 V		
	0-600 V AC rms		1% ± 5 counts
	0-1000 V DC		
Resistance	0-400.0 Ω		
	0-4.000 kΩ		
	0-40.00 kΩ		1.5% ± 5 counts
	0-400.0 kΩ		
Continuity beeper	Appr. ≤ 30 Ω		
Frequency	5.0Hz to 100.0Hz		0.2% ± 2 counts
	100.1Hz to 999Hz		0.5% ± 5 counts

### Included Accessories

Fluke 353: C43 Soft Meter Case, 6 AA batteries, users manual  
 Fluke 355: C43 Soft Meter Case, 6 AA batteries, TL224 SureGrip® Silicone Test Lead Set, TP2 Slim Reach Test Probe Set (2 mm), AC285 SureGrip® Alligator Clip Set, users manual

### Ordering information

Fluke 353 AC/DC Clamp Meter  
 Fluke 355 AC/DC Clamp Meter

### Power Supply:

6 x 1.5V AA NEDA 15A or IEC LR6

### Battery Life:

100 hours (with typical usage, backlight off)

Size (HxWxD): 300 mm x 98 mm x 52 mm

Jaw opening: 58 mm

Weight: 0.814 kg

Two year warranty

### Recommended Accessories



TL223 (Fluke 355)  
See page 110



L215 (Fluke 355)  
See page 111

# 360 Leakage Clamp Meter



Fluke 360

## Leakage current measurements with a tough, pocket sized clamp meter

The Fluke 360 is ideal for non-invasive checks of insulation resistance. The unique jaw design eliminates the influence of adjacent current conductors. The ergonomic design of the Fluke 360 ensures easy measuring. The measuring clamp fits into tight spaces and the wide display angle clearly shows the measurement result. The data hold button keeps the measured value on the display after removing the clamp for the measured conductor.

The light Fluke 360 offers the widest range of current measurement for maintenance professionals and contractors.

### Features

- Measurement of leakage protectives conductor and touch current with a resolution of 1µA
- Advanced shielding to ensure accurate results when measuring near other conductors
- Automatic ranging within the manually selected mA or A range
- Easily viewed measurements on digital and bargraph display and HOLD when measuring in hard to see locations
- Broad range of measurements currents up to 60 A for all installation needs
- Easy carrying, pocket sized clamp with wide 40 mm jaw size
- Display-Hold for convenience in use
- Auto power off with audible warning buzzer
- Conformance to IEC61010 and EMC standard
- Meets all the applications and performance classes in safety standard VDE0404-4 and the new VDE0702



### Included accessories

Soft carrying pouch and users manual

### Ordering information

Fluke 360 Leakage Clamp Meter

## Specifications

(Check the Fluke web for detailed specifications)

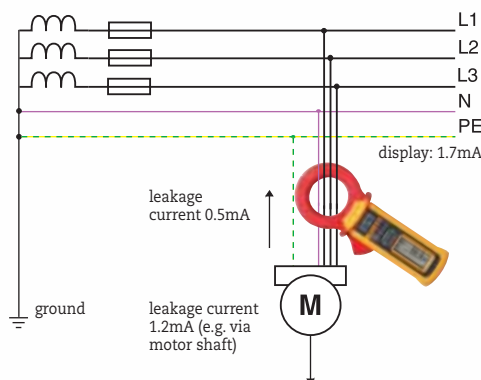
Functions	Range	Resolution	Accuracy
Current AC	3mA	0.001A	1% ± 5 counts
	30mA	0.01mA	
Frequency	30A	0.01A	1% ± 5 counts (0-50A)
	60A	0.1A	5% ± 5 counts (50-60A)

**Battery type:** 3 Volt Lithium, 90 hours typical

**Size (HxWxD):** 176 mm x 70mm x 25 mm

**Weight:** 0.2kg

**One Year warranty**



# T100 Series Voltage and Continuity Testers

FLUKE®



Fluke T120

Fluke T140

Fluke T100

## The fast and easy solution to voltage, continuity and phase rotation testing

The fast and easy solution to voltage, continuity and resistance measurements. Ideal for site conditions, the 3 models of the T100 Series 2-pole testers have a rugged construction and ergonomically formed housing for perfect handling. All models offer a patented three-phase rotation detection system providing quick phase rotation indication.

Moreover they have a special electrical torch function for working in low light level environments and have an ingress protection rating of IP65. The T100 Series are compliant with EN 61010-1 and EN61243-3 requirements.

## Features

	T100	T120	T140
Display		LCD	LCD
Led Bargraph	12 LED's	12 LED's	12 LED's
Backlight			●
Resistance measurement			●
Switchable load			●
Voltage test	●	●	●
Optical and acoustical continuity test	●	●	●
Rotary field indication	●	●	●
Single pole test for phase detection	●	●	●
Indication of polarity	●	●	●
Electrical torch function	●	●	●
Probe tip protection	●	●	●
The voltage display also functions when using discharged - or o batteries	●	●	●

## Specifications

	T100	T120	T140
Voltage AC/DC	12 - 690 V	12 - 690 V	12 - 690 V
Continuity	0 - 400 kΩ	0 - 400 kΩ	0 - 400 kΩ
Frequency	0 - 400 Hz	0 - 400 Hz	0 - 400 Hz
Phase rotation	100 to 690 V	100 to 690 V	100 to 690 V
Resistance measurement	-	-	Up to 1999 Ω
Response time	< 0.1 s	< 0.1 s	< 0.1 s

### Included Accessories

Two 1.5V batteries and instruction sheet

### Ordering Information

Fluke T100 Voltage/Continuity Tester  
 Fluke T120 Voltage/Continuity Tester  
 Fluke T140 Voltage/Continuity Tester

UK versions are compliant with GS38

**Size (HxWxD):** 240 mm x 56 mm x 24 mm  
**Case:** IP65 (water-jet and dust tight protection)  
**Weight:** 180 g  
**Two year warranty**

## Recommended Accessories



C33 (T100 Series)  
See page 118

# T5 Electrical Testers



Fluke T5-1000

Fluke T5-600



LISTED



Fluke T5-H5-1AC Kit



Fluke T5-600/62/1ACII Kit

## The fast and easy solution to basic electrical testing

The Fluke T5 testers let you check voltage, continuity and current with one compact tool. Select volts, ohms or current and the instrument does the rest. Model T5-600 measures 600 volts AC/DC, model T5-1000 is designed for 1000 volts. OpenJaw™ current technology lets you check current up to 100 A, without breaking the circuit. The optional H5 holster keeps the test probes and leads ready to test and lets you clip the T5 onto your belt.

## Features and Specifications

	T5-600	T5-1000
Display Count	1000	1000
Automatic Selection	●	●
Continuity and Beeper	●	●
Sleep Mode	●	●
AC Voltage	600 V	1000 V
DC Voltage	600 V	1000 V
AC Current	100 A	100 A
Resistance	1000 Ω	1000 Ω
Safety range	600V CAT III	1000 V CAT III / 600 V CAT IV

**Battery life:** 400 hours  
**Size (HxWxD):**  
 203 mm x 51 mm x 30.5 mm

**Weight:** 0.38 kg  
**Two year warranty**

### Fluke T5-H5-1AC Kit

The ideal kit for busy electrical contractors and electricians. The benefits of a voltage and current meter and non-contact voltage detector all in one kit. A holster for the T5 is also included.

Kit includes:  
 - Fluke T5-1000  
 - H5 holster  
 - Free Fluke 1AC-II

### Fluke T5-600/62/1AC Kit

This kit is designed to help electricians and HVAC technicians solve problems quicker. Test first for overheated electrical devices using an IR thermometer; then use electrical test tools to find out more about the problem.

Kit includes:  
 • Fluke T5-600  
 • Fluke 62  
 • Fluke 1AC II  
 • C115

### Included Accessories

TP4 4 mm detachable probes (detachable GS38 probes for the UK) and instruction sheet

### Ordering Information

Fluke T5-600	Electrical Tester
Fluke T5-1000	Electrical Tester
Fluke T5-H5-1AC Kit	Electrical Tester with holster and IAC
Fluke T5-600/62/1AC	Electrical Tester, IR Thermometer, Voltage Detector Kit

## Recommended Accessories



H5  
See page 119



ACC-T5-Kit  
See page 111



AC285  
See page 112

# 1AC II Volt Alert LVD1/LVD2 Volt Lights SM100/200/300 SocketMaster-testers



Fluke 1AC II



## Fluke 1AC II VoltAlert™

The Fluke VoltAlert AC voltage detector is very easy to use – just touch the tip to a terminal strip, outlet or cord. When the tip glows red and the unit beeps, you know there is voltage on the line.

- It continually tests its battery and its circuit integrity with a periodic double flash visual indication.
- Highest safety rating: CAT IV 1000 V
- Detects voltage without metallic contact

**Operating range:** 200 – 1000 V AC

**Batteries:** Two AAA Alkaline

**Size (H):** 148 mm

**Two Year Warranty**

### Fluke 1AC II VoltAlert™ 5-pack

- Buy 4 get 1 FREE



LVD1

## LVD1 Volt Light

Dual sensitivity voltage detector

- Detects voltage from 40 V to 300 V AC
- Blue light means you're close
- Red light means you're at the source
- Comes with a versatile clip to secure light to pocket, hat or even panel door



LVD2



## LVD2 Volt Light

Combines bright light and voltage detection in one pen style design

- Dual sensitivity
- Detects voltage from 90 V to 600 V AC
- Blue light means you're close
- Red light means you're at the source
- Rated to CAT IV 600 V

## SM100/200/300 SocketMaster Testers

The fast way to check if your sockets are safe.



SM100



SM200



SM300

### Ordering Information

Fluke 1AC II	VoltAlert
Fluke 1AC II 5PK	VoltAlert (5-pack)
LVD1	Volt Light
LVD2	Volt Light
SM100	SocketMaster Tester
SM200	SocketMaster Tester
SM300	SocketMaster Tester

Only available with UK plug

### Features

	SM100	SM200	SM300
Clear indication of wiring status	●	●	●
Audible notification of wiring status		●	●
Unique soft-touch RCD test checks 30 mA RCD's for trip within 300 ms			●
Earth Volts Touchpad detects raised earth voltages >50 V, indicating potentially dangerous situations			●

# 9040/9062 Phase Rotation Indicators

FLUKE®



Fluke 9040

Fluke 9062

## Take the guess work out of phase/motor rotation measurements

### Fluke 9040

The Fluke 9040 is effective for measuring phase rotation in all areas where three-phase supplies are used to feed motors, drives and electrical systems. The Fluke 9040 is a rotary field indicator and can provide clear indication of the 3 phase via an LCD display and the phase rotation direction to determine correct connections. It allows rapid determination of phase sequence and has a voltage (up to 700 V) and frequency range suitable for commercial and industrial applications. Test probes supplied with the instrument have a variable clamping range for safe contact, especially in industrial sockets.

### Fluke 9062

The unique Fluke 9062 provides rotary field and motor rotation indication with the benefits of contact-less detection. Purpose made for commercial and industrial environments, the Fluke 9062 provides rapid indication of 3 phase rotation using test leads supplied or can be used to determine motor rotation on synchronous and asynchronous 3 phase motors. The contact-less detection is ideal for use on motors where the shaft is not visible. Test probes supplied with the instrument have a variable clamping range for safe contact, especially in industrial sockets.

## Features

	9040	9062
3 phase indication	Via LCD	Via LED
Indication of phase rotation	●	●
Indication of motor rotation direction		●
Contact free determination of the rotation direction of running motors		●
Clear LCD display	●	
No battery required	●	

9040:



9062:



## Specifications

	9040	9062
Voltage range	40 - 700 V	Up to 400 V
Phase display	-	120 - 400 V AC
Frequency range	15 - 400 Hz	2-400 Hz
Operating time	Continuous	Continuous

### Size (HxWxD) Fluke 9040:

124 mm x 61 mm x 27 mm

### Size (HxWxD) Fluke 9062:

124 mm x 61 mm x 27 mm

### Power supply 9040:

from unit under test

### Power supply 9062:

1 x 9V

Weight 9040: 0.20 kg

Weight 9062: 0.15 kg

Two Year Warranty

## Included Accessories

Fluke 9040: Alligator clips - black (3)

Flexible test probes - black (3)

Fluke 9062: Alligator clips - black (3)

Flexible test probes - black (3)

Test leads - black (3)

## Ordering Information

Fluke 9040 Phase Rotation Indicator

Fluke 9062 Motor and Phase Rotation Indicator

## Fluke 9062 Applications



Determine the presence of phase sequence of multiphase electrical supplies.



Determine the rotation of running motors simply by placing the instrument on the motor casing.



Check the correct rotation of motors prior to connection.

## Recommended Accessories



TLK290  
See page 111



TLK291  
See page 111



C25  
See page 118

# 2042 Cable Locator



Receiver

Transmitter

Fluke 2042



### Included Accessories

- TL27 Heavy Duty Test Lead Set (2)
- TP74 Lantern Tip Test Probe Set
- AC285 Alligator Clip Set
- Soft carrying case
- Hard case

### Ordering Information

- Fluke 2042 Cable Locator (transmitter + receiver)
- Fluke 2042T Cable Locator Transmitter

## The multipurpose solution to cable location

The Fluke 2042 is a professional general purpose cable locator. It is ideal for tracing cables in walls and underground, locating fuses/breakers on final circuits and locating interruptions and short-circuits in cables and electrical floor heating systems.

It can also be used for tracing metallic water and heating pipes. The unit is supplied as a complete kit comprising of a transmitter and receiver in a purpose-made carry case. The receiver also incorporates a torch function for working in dimly lit locations.

- For all applications (live or dead cables) without additional instruments
- Set includes a transmitter and a receiver
- Proven digitally coded sender signal guarantees clear signal identification
- Transmitter with LCD-display for transmitting level, transmitting code and external voltage

- Receiver with a backlight LCD-display for level of receiving signal, code of receiving signal and live voltage indication
- Automatic or manual adjustment of receiving signal sensitivity
- Switchable acoustic receiving signal
- Auto-Power-Off
- Additional torch lamp function for working in dark environments
- Additional transmitters are available for extension or to distinguish between several signals.

## Specifications

	Transmitter	Receiver
Voltage Measurement Range	12V, 50V, 120V, 230V, 400V	
Frequency Range	0..60 Hz	
Output signal	125 kHz	
Voltage	Up to 400V AC/DC	
Tracing depth cable location		0...2.5m wall/underground cables
Main voltage detection		0...0.4m

**Batteries Transmitter:** 6 pc Batteries 1.5V

**Batteries Receiver:** 1 pc Battery 9V

**Size (HxWxD) Transmitter:**

190 mm x 85 mm x 50 mm

**Size (HxWxD) Receiver:**

250 mm x 65 mm x 45mm

**Weight Locator:** 0.45 kg

**Weight Receiver:** 0.36 kg

**Two Year Warranty**

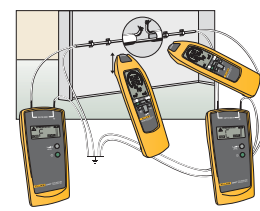
## Fluke 2042 applications



Location of fuses/breakers and assignment to circuits



Tracing of underground cables (max. depth 2.5 m)



Precise location of cable interruptions with additional transmitter

## Recommended Accessories




Fluke 2042T

# Insulation Testers and Earth Ground Testers

With a 5000 V MegOhmMeter for industrial-strength insulation testing and a range of compact hand-held instruments, we offer a solution for every troubleshooting and preventive maintenance application. Two of the digital hand-held insulation testers also include full-featured multimeters.

The Fluke Earth Ground Testers can perform all four types of earth ground measurement, including stakeless testing with earth ground loop resistances using only clamps.



# Insulation Tester Selection Guide

FLUKE®



	1577	1587	1587T	1503	1507	1550B
<b>Installation Test Functionality</b>						
Test voltages	500V, 1000V	50V, 100V, 250V, 500V, 1000V	50V, 100V	500V, 1000V	50V, 100V, 250V, 500V, 1000V	250V, 500V, 1000V, 2500V, 5000V
Insulation Resistance Test Range	0.1MΩ - 600MΩ	0.01 MΩ - 2GΩ	0.01MΩ - 100MΩ	0.1MΩ - 2GΩ	0.01MΩ - 10GΩ	200KΩ - 1TΩ
Polarization Index/Dielectric Absorption Ratio					●	●
Auto Discharge	●	●	●	●	●	●
Time Ramp test (Breakdown)						●
Pass/Fail Comparison					●	
Estimated Number of Insulation resistance Tests	1000	1000	1000	1000	1000	
Voltage > 30V Warning	●	●	●	●	●	●
Memory						(99 locations)
Remote Test Probe	●	●	●	●	●	
Lo Ohms				●	●	
Display	Digital LCD	Digital LCD	Digital LCD	Digital LCD	Digital LCD	Digital LCD / Analog Bar Graph
Continuity	●	●	●	(200mA)	(200mA)	
<b>Multimeter Functionality</b>						
AC/DC Volts	●	●	●	●	●	
Current	●	●	●			
Resistance	●	●	●	●	●	
Temperature (contact)		●	●			
Lo-Pass Filter		●	●			
Capacitance		●	●			●
Diode Test		●	●			
Frequency		●	●			
MIN/MAX		●	●			
<b>Other</b>						
Hold/Lock	●	●	●	●	●	●
Backlight	●	●	●	●	●	
Software						(Fluke View® Forms Basic)
Warranty (in years)	3	3	3	1	1	2
Battery	4 AA (NEDA 15A or IEC LR6)	4 AA (NEDA 15A or IEC LR6)	4 AA (NEDA 15A or IEC LR6)	4 AA (NEDA 15A or IEC LR6)	4 AA (NEDA 15A or IEC LR6)	Rechargeable



Fluke 1587/ET

## Buy a Fluke 1587 Combo Kit and save

### Fluke 1587/ET Advanced Electrical Troubleshooting Kit

This kit contains:

- Fluke 1587 Insulation Multimeter
- Fluke 62 Mini Infrared Thermometer
- i400 Current Clamp

Perform insulation tests with the Fluke 1587 plus a wide-range of DMM tasks with confidence and ease. Use the i400 with your Fluke 1587 to accurately measure AC current without breaking the circuit. Check for hot spots and measure temperature with the Fluke 62 Mini non-contact thermometer.

### Fluke 1587/MDT Advanced Motor & Drive Troubleshooting Kit

This kit contains:

- Fluke 1587 Insulation Multimeter
- Fluke 9040 Phase Rotation Indicator
- i400 Current Clamp

Perform insulation tests with the Fluke 1587 plus a wide-range of DMM tasks with confidence and ease. Use the i400 with your Fluke 1587 to accurately measure AC current without breaking the circuit. Check the phase-rotation of three-phase motors easily and safely with the Fluke 9040.



Fluke 1587/MDT

# 1503/1507 Insulation Testers



Fluke 1503

Fluke 1507

## Truly portable insulation resistance testers

When you need a low cost solution to general purpose insulation testing look no further than the new Fluke insulation tester range. The Fluke 1507 and 1503 Insulation Testers are compact, rugged, reliable and easy to use.

The multiple test voltages on both models make them ideal for many troubleshooting, commissioning and preventive maintenance applications. Additional features like the remote probe save both time and money when performing tests.

### Features

	1503	1507
User selectable test voltages for many applications	●	●
Additional test voltages 50V, 100V, 250V		●
Special remote control probe for easy and safe measurements	●	●
Auto-discharge of capacitive voltage for added user protection	●	●
Live circuit detection prevents insulation test if voltage > 30 V is detected for added user protection	●	●
Save both time and money with Automatic calculation of Polarization Index and Dielectric Absorption Ratio		●
Auto Power off to save batteries	●	●
Large display with backlight	●	●
Continuity function (200 mA)	●	●
Compare function (pass/fail) for fast repetitive tests		●

### Specifications

Insulation specifications	1503	1507
Insulation test range	0.1 MΩ to 2 GΩ	0.01 MΩ to 10 GΩ
Test voltages	500 V, 1000 V	50 V, 100 V, 250 V, 500 V, 1000 V
Test voltage accuracy	+ 20 %, - 0 %	+ 20 %, - 0 %
Insulation test current	1mA nominal	1mA nominal
AC/DC Voltage measurement	600 V (0.1 V resolution)	600 V (0.1 V resolution)
Resistance measurement range	0.01 Ω to 20 kΩ	0.01 Ω to 20 kΩ
Auto discharge	Discharge time < 0.5 second for C = 1 μF or less	Discharge time < 0.5 second for C = 1 μF or less
Maximum capacitive load	Up to 1 μF	Up to 1 μF
Open circuit test voltage	> 4 V, < 8 V	> 4 V, < 8 V
Short circuit current	> 200 mA	> 200 mA

**Battery life: Insulation Test:** > 1000 tests  
**Size (HxWxD):**  
 203 mm x 100 mm x 50 mm

**Weight:** 0.55 kg  
**One Year Warranty**



### Included Accessories

- TP165x Remote Test Probe
- TL224 SureGrip Silicone Test Lead Set
- TP74 Lantern Tip Test Probe Set
- Alligator clips

### Ordering Information

- Fluke 1503 Insulation Tester
- Fluke 1507 Insulation Tester

### Fluke 1503/1507 Applications



Insulation test at a distribution panel



Wiring test in a small distribution box – all in one spot

### Recommended Accessories



**C101**  
See page 119



**PAK**  
See page 120



**TLK 225**  
See page 111



**AC285**  
See page 110



**L210**  
See page 121

# 1577/1587 Insulation Multimeters

FLUKE®



Fluke 1577

Fluke 1587  
Fluke 1587T



## Included Accessories

C101 Rugged, utility hard case  
TL224 SureGrip Silicone Test Lead Set  
AC285 SureGrip Alligator Clip Set  
80BK Integrated DMM Temperature Probe (Type K)  
TP165X Remote Test Probe

## Ordering Information

Fluke 1577 Insulation Multimeter  
Fluke 1587 Insulation Multimeter  
Fluke 1587T Insulation Multimeter (for Telecom)

## Two powerful tools in one

The Fluke 1587 and 1577 Insulation Multimeters combine a digital insulation tester with a full-featured True RMS digital multimeter in a single compact, handheld unit, which provides maximum versatility for both troubleshooting and preventive maintenance.

Whether you work on motors, generators, cables, or switch-gear, the Fluke 1587/1577 Insulation Multimeters are ideally suited to help you with your tasks.

The Fluke 1587T is specially designed for the telecom environment.

## Features

Multimeter Features	1577	1587	1587T
True RMS Voltage and Current for accurate measurements	●	●	●
Digital display counts	6000	6000	6000
Autorange and manual range for easy testing.	●	●	●
Selectable filter for accurate voltage and frequency measurements on motor drives		●	●
Min Max Recording, Diode test, temperature, capacitance & frequency measurement for maximum flexibility.		●	●
Insulation features			
User selectable test voltages for many applications	●	●	
Additional test voltages 50V, 100V, 250V		●	
Special remote control probe for easy and safe measurements	●	●	●
Auto-discharge of capacitive voltage for added user protection	●	●	●
Live circuit detection prevents insulation test if voltage > 30V is detected for added user protection	●	●	●
General features			
Auto Power off to save batteries	●	●	●
Large display with backlight	●	●	●
Input Alert to warn for incorrect connections	●	●	●
Continuity	●	●	●

## Insulation Specifications

Functions	1577	1587	1587T
Measurement range	0.1MΩ to 600MΩ	0.01MΩ to 2GΩ	0.01MΩ to 100MΩ
Test voltages	500V, 1000V	50V, 100V, 250V, 500V, 1000V	50V, 100V
Test voltage accuracy	+ 20%, -0%	+ 20%, -0%	+ 20%, -0 %
Insulation test current	1mA nominal	1 mA nominal	1 mA nominal
Auto discharge	Discharge time < 0.5s for C = 1 μF or less	Discharge time <0.5s for C = 1 μF or less	Discharge time <0.5s for C = 1 μF or less
Maximum capacitive load	Up to 1 μF load	Up to 1 μF load	Up to 1 μF load

## Multimeter Specifications

Functions	Maximum	Max. resolution	1577	1587/1587T
Voltage DC	1000V	1 mV	± (0.2% + 2)	± (0.09% + 2)
Voltage AC	1000V	0.1mV	± (2% + 3)	± (2% + 3)
Current DC	400mA	0.01mA	± (1.0% + 2)	± (0.2% + 2)
Current AC	400mA	0.01mA	± (2% + 2)	± (1.5% + 2)
Resistance	50.0MΩ	0.1Ω	± (1.2% + 2)	± (0.9% + 2)
Capacitance	9999μF	1 nF	-	± (1.2% + 2)
Frequency	99.99kHz	0.01 Hz	-	± (0.1% + 1)
Temperature	-40°C to +537°C	0.1°C	-	± (1% + 10)

**Battery life:** Meter: 1000 hrs,  
Insulation Test: >1000 tests

**Weight:** 0.55 kg  
**Three Year Warranty**

**Size (HxWxD):**  
203 mm x 100 mm x 50 mm

## Recommended Accessories



C25  
See page 118



i400  
See page 114



TPAK  
See page 120



L215  
See page 111



TL238  
See page 110

# 1550B MegOhmMeter

## Digital insulation testing up to 5000 Volts

The Fluke 1550B is a digital insulation tester capable of testing switchgear, motors, generators and cables at up to 5000 V DC. It can be used for a wide range of tests: from simple spot checks to timed tests and breakdown tests. Measurement storage and PC interface software make it ideal for preventive maintenance.

- Test voltages of 250 V, 500 V, 1000 V, 2500 V, 5000 V
- Capable of testing in 50 V increments between 250 V and 1000 V, and 100 V increments between 1000 V and 5000 V
- Measures 0 to 1 Tera-Ohm
- Warning voltage function alerts the user that line voltage is present and gives the voltage reading up to 600 V AC or DC

- Guard system eliminates the effect of surface leakage current on high-resistance measurements
- Large digital/analog LCD shows detailed measurement data
- Cable or insulation capacitance
- Leakage current
- Ramp function (0-5000 V DC) for breakdown testing
- Timer 1 to 99 minutes
- Polarization index and dielectric absorption calculated automatically
- 99 memory locations store all measurements parameters
- Includes Quicklink 1550B Software and Optical Interface cable



Fluke 1550B



## Specifications

Test Voltage (DC)	Range	Accuracy (+/- reading)
250V	200kΩ to 5GΩ 5GΩ to 50GΩ	5% 20%
500V	200kΩ to 10GΩ 10GΩ to 100GΩ	5% 20%
1000V	200kΩ to 20GΩ 20GΩ to 200GΩ	5% 20%
2500V	200kΩ to 50GΩ 50GΩ to 500GΩ	5% 20%
5000V	200kΩ to 100GΩ 100GΩ to 1TΩ	5% 20%
Short circuit current	greater than 1 mA and less than 2mA	
Bar graph range	0 to 1TΩ	
Insulation test voltage accuracy	0% to + 10% at 1mA load current	
Induced AC mains current rejection	2 mA maximum	
Charging rate for capacitive load	5 seconds per μF	
Leakage current	1nA to 2mA	± (5% + 2nA)
Capacitance measurements	0.01μF to 15.00μF	± (15% rdg + 0.03μF)
Live circuit indicator	30V to 600V AC/DC, 50/60Hz	± (5% + 2V)
Timer increments; indicated to within 1 second	1 to 99 minutes; settable in 1 minute	
Ramp	0% to 100% of selected test voltage, or until breakdown.	

### Included Accessories

Test leads, 5000 V-rated probes, Alligator clips, Interface cable  
Flukeview Forms Basic, soft carrying case with water-proof bottom, instruction manual

### Ordering Information

Fluke 1550B MegOhmMeter

**Operating Temperature:** -20°C to 50°C  
**Storage Temperature:** -20°C to 65°C  
**Relative humidity:** 80% at 31°C, 50% at 50°C  
**Dust/water resistance:** IP40  
**Operating Altitude:** 0 to 2,000 mtrs.

**Batteries:** 12 volt, lead-acid, rechargeable  
**Size (HxWxD):** 170 mm x 242 mm x 330 mm  
**Weight:** 4 kg (with battery)  
**Two Year Warranty**



FVF-SC2  
See page 120

# 1620 Series Earth Ground Testers GEO

FLUKE®



Fluke 1623



Fluke 1625



Fluke 1625 kit

## Included accessories

Fluke 1623: Protective holster, 2 test leads, 2 alligator clips, users manual

Fluke 1623 Kit: same as above plus stake/reel Set 4 pole and selective/stakeless clamp set

Fluke 1625: Protective holster, 2 test leads, 2 alligator clips, users manual

Fluke 1625 Kit: same as above plus stake/reel set 4 pole and selective/stakeless clamp set

## Ordering information

Fluke 1623	Basic GEO Earth Ground Tester
Fluke 1623 Kit	Basic GEO Earth Ground Tester Kit
Fluke 1625	Advanced GEO Earth Ground Tester
Fluke 1625 Kit	Advanced GEO Earth Ground Tester Kit

## Advanced technology for all your earth ground testing applications

The new Fluke 1620 Series Earth Ground Testers not only measure ground resistance using the classic 'fall of potential test' but also enable time saving testing using the 'selective' and 'stakeless' methods. 'Selective' testing does not require the electrode under test to be disconnected during the measurement, thus increasing safety. The simple 'stakeless' method quickly checks ground connections using two current transformers (probes) clamped around the ground conductor under test. Offering 'one-button' simplicity, the 1623 is an all-in-one earth ground tester, while the 1625 has extra versatility for more demanding applications.

### Earth ground resistance and soil resistivity should be measured when:

- Designing earth ground systems
- Installing new ground system and electrical equipment
- Periodically testing ground and lightning protection systems
- Installing large electrical equipment such as transformers, switchgears, machines, etc.

## Features

	1623	1625
One-button measurement concept	●	
3- and 4-pole earth ground measurement	●	●
4-Pole soil resistivity testing	●	●
2-Pole resistance measurement AC	●	●
2-and 4-pole resistance measurement DC		●
Selective testing, no disconnection of ground conductor (1 clamp)	●	●
Stakeless testing, quick ground loop testing (2 clamps)	●	●
Measuring frequency 128 Hz	●	
Earth impedance measurement at 55 Hz		●
Automatic frequency control (AFC) (94 - 128 Hz)		●
Measuring voltage switchable 20/48V		●
Programmable limits, settings		●
Continuity with buzzer		●
Dust/water resistance	IP56	IP56
Safety rating	CAT II 300 V	CAT II 300 V

## Specifications

(Check the Fluke web for detailed specifications)

	1623	1625
Resistance ranges	0 to 20 kΩ	0 to 300 kΩ
Operating error	± 5%	± 5%
Test voltage	48 V	20 / 48 V
Short circuit current	> 50mA	250 mA

**Battery type:** 6 x AA alkaline cells

**Size (HxWxD):** 110 mm x 180 mm x 240 mm

**Weight - 1623 Geo:** 1.1 kg (including batteries)

**1625 Geo:** 1.1 kg (including batteries)

**Two Year Warranty**

## Recommended Accessories

<b>EI-1623</b> Selective/stakeless clamp set for 1623	<b>EI-1625</b> Selective/stakeless clamp set for 1625	<b>ES-162P3</b> Stake/reel set for 3 pole measurements	<b>ES-162P4</b> Stake/reel set for 4 pole measurements	<b>EI-162BN</b> 320mm Split core transformer for selective measurements on high voltage pylons

# 1621 Earth Ground Tester



Fluke 1621

## Handheld earth ground testing for mobile use

The Fluke 1621 is an easy-to-use earth ground tester. The first line of defense in detecting reliable ground connections, the unit features basic ground testing methods including 3-pole Fall-of-Potential as well as 2-pole ground resistance. Its convenient size, rugged holster, and large, clear LCD display make it an ideal field earth tester, for most work environments. With a simple user interface and intuitive functionality, the Fluke 1621 is a handy tool for electrical contractors, utility test engineers, and earth ground specialists.

### Features

- 3-pole Fall-of-Potential earth testing for basic measurements
- 2-pole resistance measurements for added versatility
- Easily capture values with single-button operation
- Ensure accurate measurements with automatic 'noise' voltage detection
- Hazardous voltage warning offers increased user protection
- Clearly read and record data with a large, backlit display
- Rugged holster and design for tough work environments
- Portable size allows for easy transportation
- Instantly be alerted to measurements outside of your set limit, when you use the adjustable limit setting
- Safety rating CAT II 600 V

## Specifications

(Check the Fluke web for detailed specifications)

	1621
Resistance range	0.15 Ω to 2 kΩ
Basic accuracy	± 6% of measured value + 5D
Operating error according EN61557	± 18% of measured value + 5D
Test voltage	23 to 24 V AC
Short circuit current	> 50 mA AC

**Battery type:** 1 x 9 V alkaline (LR61)  
**Size (HxWxD):** 216 mm x 113 mm x 54 mm  
**Weight:** 0.850 kg  
**Two Year Warranty**



### Included accessories

Two measuring leads with alligator clips - 2 m, protective holster, users manual, CD-ROM

### Ordering information

Fluke 1621 Earth Ground Tester

## Recommended Accessories



**GEO CABLE-REEL 25M**  
Ground Earth Cable Reel  
25 M Wire

**GEO CABLE-REEL 50M**  
Ground Earth Cable Reel  
50 M Wire

**GEO EARTH STAKE**  
Ground Earth Stake

**ES-162P3**  
Stake/reel set for 3 pole  
measurements

# 1630 Earth Ground Clamp Meter

FLUKE®



Fluke 1630

## Fast and easy earth ground loop testing

The Fluke 1630 earth ground clamp meter simplifies ground loop testing and enables non-intrusive leakage current measurement. The ground loop testing is also known as “stakeless” earth ground testing. To carry out the measurement there is no need for placing earth stakes and disconnecting the earth system from the electrical installation. The Fluke 1630 combines the two current clamps needed to perform the stakeless ground loop test in one compact and easy to use instrument.

- Ground loop resistance testing without any disconnection or additional earth stakes
- Earth ground leakage current measurement for system troubleshooting
- True RMS AC current measurement range up to 30 A

- Rapid evaluation of continuity without disconnection and audible HI/LO alarm
- Display-HOLD function to freeze measurements
- Recording function for automatic storage of measured values, which can be recalled later on the LCD display
- Automatic self calibration ensures correct measurement every time

The Fluke 1630 is ideally suited for the following applications:

- Ground loop checks on any earthing system
- Continuity tests on earth bonding circuits and connections
- Inspection of lightning protection systems
- Leakage current measurement for troubleshooting on earth ground systems

## Specifications

(Check the Fluke web for detailed specifications)

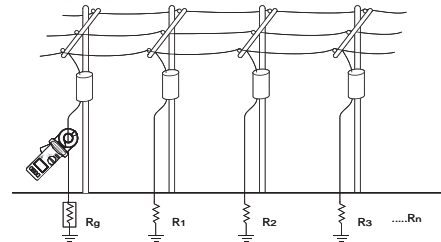
	Range	Max. resolution
Resistance	0.025 to 1500 $\Omega$	0.002 $\Omega$
Continuity buzzer	< app. 40 $\Omega$	
Leakage current	0.2 to 1000 mA	0.001 mA
Current	0.2 to 30 A	0.01 A



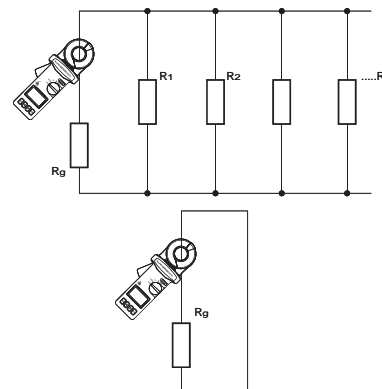
**Weight:** 0.64 kg  
**Conductor Size:** 35 mm approx.  
**Size (HxWxD):** 257 mm x 100 mm x 47 mm  
**Battery type:** 9 V IEC 6 LR 61  
**Two Year Warranty**

## Ground resistance measurements principle

Ground resistance measurements principle



Equivalent circuit diagram



### Included Accessories


Rugged carrying case with belt, Resistance test loop, 9 V battery, Operating instructions.

### Ordering Information

Fluke 1630 Earth Ground Clamp Meter

# Installation Testers/ Portable Appliance Testers

Our multifunction testers have redefined the standards for ease-of-use. Designed for ensuring fixed wiring is installed according to IEC 60364, they perform all tests required to verify safety. Our Portable Appliance Testers verify the safety and operation of portable appliances, and are designed for 'one-touch' operation and a fast throughput.



# 1650B Series Multifunction Installation Testers

FLUKE®



Fluke 1653B



Fluke 1652B



Fluke 1651B



**BS7671 17th Edition IEE Wiring Regulations IEC 60364.6.61, HD 384**

## Included Accessories

6 AA Cell batteries  
C1600 Hard carrying case  
Zero Adapter  
Mains test cord  
TL165X STD Standard Test Lead Set  
TL165/UK Fused Test Lead Set (UK only)  
Padded carrying strap  
Quick reference guide  
TP165X Remote control probe and lead <sup>1</sup>  
Users manual on CD-ROM

<sup>1</sup> In the United Kingdom and Ireland: 1652B & 1653B only

## Ordering Information

Fluke 1651B Multifunction Installation Tester  
Fluke 1652B Multifunction Installation Tester  
Fluke 1653B Multifunction Installation Tester

Check the Fluke website for the various software modules

## Extra functionality, faster testing, and as rugged as ever

Safer, easier installation testing. The new 1650B Series builds on the rugged reputation of the earlier 1650 Series, only it's re-designed to meet your need for more productive test tools. With new features like the fast, high current loop test (including a non-trip test) and a variable RCD trip current setting, accuracy is even better and the test cycle even faster. And with the addition of a unique zero adapter accessory for accurate mains test lead compensation, the 1650B Series continues to set the standard in installation testers. The 1650B Series testers verify the safety of electrical installations in domestic, commercial and industrial applications. They can ensure that fixed wiring is safe and correctly installed to meet the requirements of IEC 60364, HD 384 and BS 7671 17th Edition wiring regulations.

### 1653B - The complete tester for advanced users

This is the instrument that has it all, in a word: it's complete. From all the test functions you need to in-built memory for documenting results. This makes it the complete solution for professionals,

especially contractors, everyone who would want to have the best tool available and always understands (or knows) how to use.

### 1652B - The ideal tester for professional trouble-shooters

This is the instrument that is indeed ideal for professional users due to its additional functionality. It is also ideal since even though it has high-end features, it is still easy to use – even after longer periods of non-use; because operating it is intuitive and not forgotten easily.

### 1651B - The everyday tester, for every electrical installer

This is the instrument that can be used every single day (day in, day out), and covers all the basic needs. It is the preferred tester for every front-line electrician/installer.

## Features

	1653B	1652B	1651B
Zero adapter	●	●	●
Volts (V)	●	●	●
Frequency (Hz)	●	●	●
Insulation (RISO)	●	●	●
Continuity (RLO)	●	●	●
Fast high current loop test (ZI)	●	●	●
Loop test non trip mode (ZI)	●	●	●
Short Circuit Current (PSC, PEFC, IK)	●	●	●
RCD FI Trip TimeTest (FI, DDR)	●	●	●
Variable RCD current setting	●	●	●
Tests time-delayed RCD's (S-type)	●	●	●
RCD Ramp Test (FI, DDR)	●	●	●
RCD Auto Test (FI, DDR)	●	●	●
Test of pulse sensitive RCD's	●	●	●
Earth Resistance (RE)	●		
Phase Sequence	●		
Internal Memory	●		
IR Interface for downloading data	●		
Remote probe	●	●	●*

\* Not in the UK

## Recommended Accessories

See also page 48 for more details



TLK290  
Test Probe Kit



MTC1363 (UK)  
Mains Test Cord



MTC77 (Europe)  
Mains Test Cord



ES165X (1653)  
Earth Spike Test Kit



FVF-SC2 (1653)  
See page 120

# 1650B Series Multifunction Installation Testers

FLUKE®

Extra functionality, faster testing, and as rugged as ever


## Specifications

(Check the Fluke web for detailed specifications)



### Slim probe design

Thanks to its slim probe with integral test button, you can safely make one-handed measurements on hard to reach points, while keeping your eyes on the panel. This remote probe is powered by the tester so always operable (does not require additional batteries!).



### Zero Adapter

For easy, always reliable and accurate compensation for test leads and mains cords. This adapter can be used for all different kind of mains plugs as well as test accessories like probes, alligator clips etc.



### Complete kit

All 1650B models are equipped with detachable leads that can be replaced in case of damage or loss. A durable hard case will protect your instrument in tough field conditions.

AC Voltage Measurement					
Range	Resolution	Accuracy 50 Hz – 60 Hz	Input Impedance	Overload Protection	
500 V	0.1 V	± (0.8% + 3 digits)	3.3 MΩ	660 Vrms	
Continuity Testing					
Range (autoranging)	Resolution	Test Current	Open Circuit Voltage	Accuracy	
20 Ω	0.01 Ω	> 200 mA	> 4 V	± (1.5%+3 digits)	
200 Ω	0.1 Ω				
2000 Ω	1 Ω				
Insulation Resistance Measurement					
Model	Test Voltage	Insulation Resistance Range	Resolution	Test Current	Accuracy
1653B	50 V	10 kΩ to 50 MΩ	0.01 MΩ	1 mA @ 50 kΩ	± (3%+ 3 digits)
1653B	100 V	20 MΩ to 100 MΩ	0.01 MΩ 0.1 MΩ	1 mA @ 100 kΩ	± (3%+ 3 digits)
1653B 1652B 1651B	250 V	20 MΩ to 200 MΩ	0.01 MΩ 0.1 MΩ	1 mA @ 250 kΩ	± (1.5%+ 3 digits)
1653B 1652B 1651B	500 V	20 MΩ 200 MΩ 500 MΩ	0.01 MΩ 0.1 MΩ 1 MΩ	1 mA @ 500 kΩ	± (1.5%+ 3 digits) + 10%
1653B 1652B 1651B	1000 V	20 MΩ 200 MΩ 1000 MΩ	0.1 MΩ 1 MΩ	1 mA @ 1 MΩ	± (1.5%+ 3 digits) + 10%
Loop Impedance Measurement					
Range		Resolution		Accuracy	
20 Ω		0.01 Ω		No trip mode: ± (3% + 6 digits) Hi current mode: ± (2% + 4 digits)	
200 Ω		0.1 Ω			
2000 Ω		1 Ω			
PFC, PSC Test					
Range		1000A / 10kA(50kA)			
Resolution and Units		1A / 0.1kA			
Accuracy		Determined by accuracy of loop resistance and mains voltage measurements			
Computation					
Prospective Earth Fault Current (PEFC) or Prospective Short Circuit Current (PSC) determined by dividing measured mains voltage by measured loop (L-PE) resistance or line (L-N) resistance, respectively.					
RCD Testing					
RCD Type		1651B	1652B	1653B	
<sup>1</sup> AC	<sup>2</sup> G	●	●	●	
AC	<sup>3</sup> S	●	●	●	
<sup>4</sup> A	G		●	●	
A	S		●	●	

<sup>1</sup>AC – responds to AC <sup>2</sup>G – General, no delay <sup>3</sup>S – Time delay <sup>4</sup>A – Responds to pulsed signal

Tripping Time Test (ΔT)			
Current Settings	Multiplier	Test Current Accuracy	Trip Time Accuracy
10, 30, 100, 300, 500, 1000 mA, VAR	x 1/2	+ 0% - 10%	± (1% Reading + 1 digit)
10, 30, 100 mA	X 5	+ 10% - 0%	± (1% Reading + 1 digit)

Tripping Current (Ramp) Test – Fluke 1653B and 1652B only				
Current Range	Step size	Dwell time		Trip Current Measurement Accuracy
		Type G	Type S	
		50% to 110% of RCD's rated current	10% of I Δ N	

Earth Resistance Test (RE) – Fluke 1653B only		
Range	Resolution	Accuracy
200 Ω	0.1 Ω	± (2% + 5 digits)
2000 Ω	1 Ω	± (3.5% + 10 digits)

**Battery type:** Alkaline supplied. usable with 1.2 V NiCD or NiMH rechargeable batteries

**Size (HxWxD):**  
100 mm x 250 mm x 125 mm

**Weight:** 1.17 kg  
**Three Years Warranty**

# 6000 Series PAT Testers




Fluke 6200



Fluke 6500

Also available with European mains socket.



## Versatile PAT testing at your fingertips

The Fluke 6200 and 6500 PAT testers verify the electrical safety and operation of portable appliances in accordance with relevant guidelines and regulations. With powerful auto test capabilities and simplified controls they increase the number of tests you can perform per day without compromising results.

### A choice of automatic and manual PAT testers

Both models perform all the tests required for class I and class II appliances. For manual testing and low volume applications, choose the cost-effective 6200 PAT model. If you need a more powerful instrument to test large numbers of appliances, the 6500 is the right choice.

### Fluke simplifies portable appliance testing

- Compact and lightweight... Efficient to work with and easy to carry around- and has extra space in the hard case for accessories.
- One touch simplicity... Pre-set and user-definable test routines are initiated from a single button - to speed up test procedures and save you time on site.
- A better way of working... Rapid data entry via a QWERTY keyboard (or optional Fluke barcode scanner) and fast data transfer from the main memory or the Compact Flash memory card (6500).

## 6200

- Dedicated key for each test for 'one-touch' testing
- Pre-set pass/fail levels to save time
- Large backlit display for easy reading

## 6500

- As 6200 but also with:
- Integral QWERTY keyboard for rapid data entry
  - Slot for Compact Flash memory card for back-up data storage and transfer to PC
  - Pre-set, auto-test sequences for user convenience

## Features

Measurement functions	6200	6500
L N Mains Volts	●	●
Outside Limits Indicators	●	●
Null out facility for earth bond lead	●	●
Protective Earth Resistance PE (200mA)	●	●
Protective Earth Resistance PE (25A)	●	●
Insulation 500V dc	●	●
Protective Earth Conductor Current	●	●
Touch Current	●	●
Substitute Leakage Current	●	●
Appliance Power kVA	●	●
Appliance Load Current	●	●
Seven Segment Custom LCD	●	●
Graphical LCD		●
Back Light	●	●
Compact Flash Card receptacle		●
Serial Port - Printing / Downloading	●	●
External printer output	●	●
Front Panel QWERTY Key pad		●
IEC Lead Test	●	●
Auto-testing		●
Pass / Fail Level Programmable Indicators		●
Data Storage		●
Limited Data Storage	●	
Polarity Checks	●	●
Graphical Help Menu On Line		●
Programme Mode		●
Real time clock		●
Front panel results management		●
230V BS1363 Test socket / 230V Mains BS1363 input power plug	●	●

### Included Accessories

Test lead, Test probe, Crocodile clip, Mains cord

### Ordering Information

Fluke 6200 PAT Tester  
Fluke 6500 PAT Tester

Not available in all countries

# 6000 Series PAT Testers



## Separate hard case

The compact Fluke PAT testers are supplied with a hard carrying case that not only offers protection during transit but also includes extra storage space for accessories and other tools. They're extremely light, weighing approximately 3 kg (without case) and have integral carrying handles for extra convenience.



## Special PAT Kit

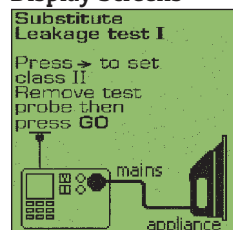
If you need a complete PAT tester solution, a purpose made kit is available.

Fluke 6500/UK Kit Contains:

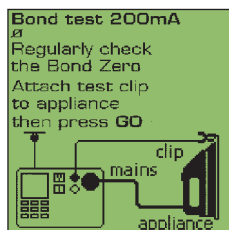
- 6500, Mainframe
- EXTL 100, Extension lead test adaptor
- SP Scan 15, Barcode scanner
- Fluke PowerPat Plus
- Pass 560R, Appliance pass labels
- Fail 100S, Appliance fail labels APP 1000, Barcode appliance number labels

(Kit contents may vary per country)

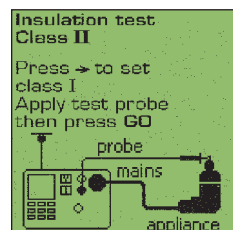
## Display Screens



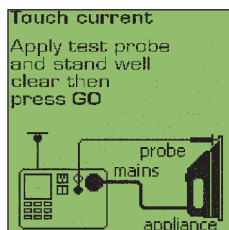
Substitute Leakage Current Test



Earth Bond Test (RPE)



Insulation Test (RISO)



Touch Current Test

## Specifications

The accuracy specification for the display range is defined as  $\pm (\% \text{reading} + \text{digit counts})$  at  $23 \text{ }^\circ\text{C} \pm 5 \text{ }^\circ\text{C}$ ,  $\leq 75 \text{ }^\circ\text{C}$  RH. Between  $0 \text{ }^\circ\text{C}$  and  $18 \text{ }^\circ\text{C}$  and between  $28 \text{ }^\circ\text{C}$  and  $40 \text{ }^\circ\text{C}$ , accuracy specifications may degrade by  $0.1 \times$  (accuracy specification) per  $^\circ\text{C}$ . The measurement range meets the service operating errors specified in EN61557-1: 1997, EN61557-2: 1997, EN61557-4: 1997.

Power-on Test	
The test indicates reversed L-N, missing PE, and measures the mains voltage and frequency.	
Display Range	90 V to 264 V
Accuracy at 50 Hz	$\pm (2\% + 3 \text{ counts})$
Resolution	0.1V (1V - model 6200)
Input Impedance	$> 1 \text{ M}\Omega // 2.2 \text{ }\mu\text{F}$
Maximum Input Mains Voltage	300 V

Earth Bond Test	
Display Range	0 to 19.99 $\Omega$
Accuracy (after Bond Test zeroing)	$\pm (5\% + 4 \text{ counts})$
Resolution	0.01 $\Omega$
Test Current	200 mA AC - 0% + 40% into 1.99 $\Omega$ 25 A AC $\pm 20\%$ into 25 m $\Omega$ at 230 V
Open Circuit Voltage	$> 4 \text{ V AC}$ , $< 24 \text{ Vac}$
Bond Test zeroing	can subtract up to 1.99 $\Omega$

Insulation Test (Riso)	
Display Range	0 to 299 M $\Omega$
Accuracy	$\pm (5\% + 2 \text{ counts})$ from 0.1 to 50 M $\Omega$ $\pm (10\% + 2 \text{ counts})$ from 50 to 299 M $\Omega$
Resolution	0.01 M $\Omega$ (0 to 19.99 M $\Omega$ ) 0.1 M $\Omega$ (20 to 199.9 M $\Omega$ ) 1 M $\Omega$ (200 to 299 M $\Omega$ )
Test Voltage	500 V DC - 0% + 25% at 500 k $\Omega$ load
Test Current	$> 1 \text{ mA}$ at 500 k $\Omega$ load, $< 15 \text{ mA}$ at 0 $\Omega$
Auto discharge time	$< 0.5 \text{ s}$ for 1 $\mu\text{F}$
Max. Capacitive Load	Operational up to 1 $\mu\text{F}$

Touch Current Test	
Display Range	0 to 1.99 mA ac
Accuracy	$\pm (4\% + 2 \text{ counts})$
Resolution	0.01 mA
Internal Resistance (via probe)	2 k $\Omega$
Measuring method	Probe
The appliance under test is energized at mains potential.	

Substitute Leakage Current Test	
Display Range	0 to 19.99 mA ac
Accuracy	$\pm (5\% + 5 \text{ counts})$
Resolution	0.01 mA
Test Voltage	35 V AC $\pm 20\%$
Operational Error	10%

Load/Leakage Test: Load Current	
Display Range	0 to 13 A
Accuracy	$\pm (4\% + 2 \text{ counts})$
Resolution	0.1 A
The appliance under test is energized at mains potential	

Load/Leakage Test: Load Power	
Display Range	0 to 999 VA 1.0 kVA to 3.2 kVA
Accuracy	$\pm (5\% + 3 \text{ counts})$
Resolution	1 VA (0 to 999 VA) 0.1 kVA (1.0 kVA to 3.2 kVA)
The appliance under test is energized at mains potential	

Load/Leakage Test: Leakage Current	
Display Range	0.25 to 19.99 mA
Accuracy	$\pm (4\% + 4 \text{ counts})$
Resolution	0.01 mA
The appliance under test is energized at mains potential	

PELV Test	
Accuracy at 50 Hz	$\pm (2\% + 3 \text{ counts})$
Overload protection	300 Vrms
Warning threshold	25 Vrms

Size (HxWxD): 200 mm x 275 mm x 100 mm  
Weight: 3 kg  
Two Years Warranty

## Recommended Accessories

See also page 48 for more details



Fluke PowerPat Plus software



SP1000-02 Mini printer



SP-SCAN-15 Barcode scanner (6500 Fluke only)

BDST3 Snap Tags Cable Tie



PASS Appliance 560R Pass Labels

# 1650B Series/6000 Series Accessories

FLUKE®

## Accessories for Fluke 1650B Series Installation Testers



### ES165X Earth Spike Test Kit (Fluke 1653B)

Earth Spike Test kit contents:

- Auxiliary earth probes
- Test connection leads and crocodile clips
- Purpose-made carry case



### FVF-SC2 Fluke ViewForms Software (Fluke 1653B)

To address the increasing demands for reporting and documentation, Fluke presents FlukeView Forms documenting software. Download the data from the Fluke 1653B and create an easy report. The Fluke ViewForms Software also supports other Fluke tools. See page 120.



### TLK 290 Test Probe Kit

- Kit includes three flexible socket probes and a large alligator clip
- To be used on three phase sockets
- Probes have flexible width test points that fit securely in 4 to 8 mm sockets
- CAT III 1000 V, 8 A



MTC1363

MTC77

### Mains Test Cord for 1650B series

MTC1363

UK plug

MTC77

Schuko plug

## Accessories for Fluke 6500 Series Portable Appliance Testers



### PASS560R Appliance Pass Labels

Quantity 500



### APP1000/APP2000 Bar Code Appliance Number Labels

APP1000: Labels numbered 0001-1000

APP2000: Labels numbers 1001-2000

Label number >2000 on request



### BDST3/BDST4 Snap Tags

BDST3: Cable Tie

BDST4: Clip On

Quantity 20. Without labels.



EXTL100-02 (UK plug)

EXTL100-02 (Schuko plug)

### EXTL100 Extension Lead Test Adaptor

Adaptor for testing extension leads. Allows the earth test lead to be connected to the extension leads to perform insulation and earth bond tests.



### SPScan15 Barcode Scanner

Easy to use, low current, intelligent barcode reader. SPScan15 can be used to scan barcodes attached to curved surfaces or where actual contact with the barcode surface is difficult.



### SP1000 Mini Printer

Without using any additional software the SP1000 can be used to directly printout stored test records on to thermal paper. The printer is compact and easily transported and is ideal for test professionals who need to issue an immediate written account of work carried out. The printer is powered by a rechargeable battery and comes complete with mains charger and RS232 Printer Lead.

### SP1000 Paper

Replacement thermal paper for the SP1000 Mini Printer

## Fluke DMS software for 1650B/6000 Series



The Fluke DMS (Data Management Software) is an efficient program for administration and reporting of installation tests in compliance with EN 60364, DIN VDE 0100/0105, BS7671 17th edition wiring regulation and appliance tests in compliance with DIN VDE 0701/0702, ÖVE E 8701.

### DMS 0100/INST Software for Installation Tester Fluke 1653B

Supporting reports for Austria, Germany, UK, Switzerland, Netherlands

### DMS 0702/PAT Software for Portable Appliance Tester Fluke 6500

Supporting reports for Austria, Germany, UK, Netherlands


### DMS COMPL PROF Software for the Fluke 1653B and Fluke 6500

Supporting reports for Austria, Germany, UK, Switzerland, Netherlands

Check the Fluke web for more information.

# Digital Thermometers

For troubleshooting systems where temperature is a critical symptom, our digital thermometers provide you with laboratory accuracy wherever you need it. We offer a choice of non-contact, laser-guided infrared thermometers for safely getting at hard-to-reach, electrically live or particularly hot targets, and contact thermometers with a full range of thermocouple probes.



# Infrared Thermometer Selection Guide



Infrared Thermometer Selection Guide	Fluke 60 Series		Fluke 560 Series		Fluke 570 Series		
	Fluke 61	Fluke 62	Fluke 63	Fluke 566	Fluke 568	Fluke 572	Fluke 574
Temperature range	-18 to 275 °C	-30 to 500 °C	-32 to 535 °C	-40 to 650 °C	-40 to 800 °C	-30 to 900 °C	-30 to 900 °C
Accuracy	2%	1.5%	1%	1%	1%	0.75%	0.75%
Response time	< 500 mSec	< 500 mSec	< 500 mSec	< 500 mSec	< 500 mSec	< 250 mSec	< 250 mSec
Optical resolution	8:1	10:1	12:1	30:1	50:1	60:1 (50:1 with close focus)	60:1 (50:1 with close focus)
Close focus model available						●	●
Recommended distance to spot	Up to 2 m	Up to 2 m	Up to 2.5 m	Up to 4.5 m	Up to 7.5 m	300 mm (with close focus) up to 10.5 m	300 mm (with close focus) up to 10.5 m
Laser sighting	single-point laser	single-point laser	single-point laser	single-point laser	single-point laser	3-point laser	3-point laser
Adjustable emissivity				●	●	●	●
MIN/MAX readings		-/●	-/●	●	●	●	●
AVG readings				●	●	●	●
DIF readings				●	●	●	●
Backlit LCD	●	●	●	●	●	●	●
Bar graph display							
Audible Hi/Lo alarm				●	●	●	●
Visible Hi/Lo alarm				●	●	●	●
Includes contact probe							
Probe input (types)			Type K Thermocouple	Type K Thermocouple	Type K Thermocouple	Type K Thermocouple	Type K Thermocouple
Data logging (number of measurements)				12 points	12 points	99 points	100 points
PC interface					USB		RS232
Compatible with FlukeView Forms software					●	●	●
See catalog page	52	52	52	53	53	51	51

## Recommended Applications



**Contact thermometers**  
For our complete range of contact thermometers, see page 55.



**Plant/facilities maintenance**  
Preventive and predictive maintenance  
Energy audits  
Vehicle and fleet maintenance  
Programs  
Faulty electrical/circuit connections  
Petrochemical/hazardous locations  
Motors, pumps and bearings



**Heating/ventilation/air conditioning/refrigeration**  
Leaky ductwork  
Thermostats  
Temperature balancing  
Steam distribution systems  
Compressor lines



**Manufacturing processes**  
Molding temperature measurement  
Printing, paper and converting  
Thermofforming plastics  
Electronics  
Paint curing/drying  
Food  
Chemical and pharmaceutical



**Safety and protection**  
Fire localization  
Hazardous materials  
Faulty ballasts  
Search and rescue  
Smoldering embers  
Equipment maintenance

# 570 Series Precision Infrared Thermometers

FLUKE®



Fluke 574



Fluke 572

## Measure temperature with ease and precision

The Fluke 570 series are the most advanced IR non-contact thermometers, and are ideal for predictive and preventative maintenance applications. Offering a broad temperature range and a true dimension laser sighting system for precise targeting resulting in more accurate measurements. When requiring analysis and documentation use the 100-point data logging and software for graphing and analysis. From close-up electrical connections, to far-distance room balancing checks, the Fluke 570 series can take IR temperature measurements with ease and precision.

- Enhanced optics allows measurements of smaller objects from farther away
- True Dimension™ three-dot laser sighting system highlights the true diameter of measurement spots at all distances
- Adjustable emissivity setting and 30 pre-set common material values for more accurate measurements
- 100 data point memory for storage of measurements (Fluke 574).

## Features

	572	574
Temperature range	-30 to 900°C	
Optical resolution	Standard: 60:1 Close focus: 50:1	
3 dot laser beam for accurate targeting	●	●
Adjustable emissivity	●	●
Bar graph display	●	●
Backlit LCD display	●	●
Use selectable °C or °F	●	●
Audible and visible Hi/Lo Alarm	●/●	●/●
MIN/MAX	●	●
AVG/DIF readings		●
Datalogging (number of measurements)		100
PC interface		RS232

## Specifications

	572	574
Temperature range	-30 to 900°C	
Response time	250ms (95 % of reading)	
Resolution	0.1°C of reading up to 900°C	
Repeatability	±0.5% of reading or ±1°C*	
Accuracy: (assumes ambient operating temperature of 23 °C to 25 °C)	±0.75% of reading, ±0.75°C *	
Typical distance to target	10,5 m	
Emissivity	Digitally adjustable from 0.10 to 1.0 by 0.01	

\*whichever is greater.

**Battery Life:** 10 hours typical  
**Weight:** 0.480 kg  
**Size (HxWxD):** 200 mm x 170 mm x 55 mm  
**Two years warranty**

### Included Accessories

Fluke 572: Hard case, 2 batteries  
 Fluke 574: Hard case, 2 batteries, Thermocouple K probe, 220V power supply, IRGraph software, RS232 cable

### Ordering Information

Fluke 572 Precision Infrared Thermometer  
 Fluke 574 Precision Infrared Thermometer  
 Fluke 572CF Precision Infrared Thermometer with close focus option  
 Fluke 574CF Precision Infrared Thermometer with close focus option

## Recommended Accessories



AN5  
Analog data cable



C570  
See page 118

# 60 Series Infrared Thermometers

FLUKE®



Fluke 68

Fluke 66

Fluke 63

Fluke 62



Fluke 61



The Fluke FoodPro™ thermometer series provide advanced temperature measurement solutions for the foodservice industry. Check the Fluke web for more information.

## Point, press and read temperature

The Fluke 60 Series non-contact thermometers are the ideal professional diagnostic tools for quick and accurate temperature measurements. These handheld tools are ideal for measuring surface temperatures of rotating, hard-to-reach, electricity live or dangerously hot targets like electrical motors and – panels, and heating and ventilation systems.

The laser sighting system guides measurements to the right target and in less than a second, the large temperature display provides a readout of the surface temperature.

### The 60 Series IR thermometers feature:

- Laser guided sighting system for easy targeting with 1% accuracy
- Up to 12 points datalogging with Min/Max/Average functions
- Up to 50:1 optical resolution
- Choice between models with fixed or adjustable emissivity
- Backlit LCD display for easy reading in the dark
- Temperatures up to 760°C

## Features

	61	62	63	66	68
Form factor	Flat grip	Pistol grip	Pistol grip	Pistol grip	Pistol grip
Temperature range	-18 to 275°C	-30 to 500°C	-32 to 535°C	-32 to 600°C	-32 to 760°C
Optical resolution	8:1	10:1	12:1	30:1	50:1
Laser beam for accurate targeting	●	●	●	●	●
Backlit LCD display	●	●	●	●	●
Use selectable °C or °F	●	●	●	●	●
Min/max/avg/dif readings		Max	Max	●	●
Datalogging				●	●
Hi/Lo Alarm				●	●
Adjustable emissivity				●	●

## Specifications

	61	62	63	66	68
Range	-18 to 275°C	-30 to 275°C	-32 to 535°C	-32 to 600°C	-32 to 760°C
Response time	< 500ms	< 500ms (95% of reading)	≤ 0.5 second	≤ 0.5 second	≤ 0.5 second
Resolution	0.2°C	0.2°C	0.2°C	0.1°C	0.1°C
Repeatability (% of reading)	± 2% or ± 2°C*	± 0.5% or < ± 1°C*	± 0.5% or ≤ ± 1°C*	± 0.5% or ≤ ± 1°C*	± 0.5% or ≤ ± 1°C*
Accuracy (assumes ambient operating temperature of 23°C)	For targets at: -18 to -1°C: ± 3°C -1 to 275°C: ± 2% of reading or ± 2°C	For targets at: 10°C to 30°C: ± 1°C ± 1.5% of reading or ± 1.5°C whichever is greater over the balance of the range	For targets at: -32 to -26°C: ± 3°C -26 to -18°C: ± 2.5°C -18 to 23°C: ± 2°C 23°C - 510°C: ± 1% of reading or ± 1°C*	For targets at: -32 to -26°C: ± 3°C -26 to -18°C: ± 2.5°C -18 to 23°C: ± 2°C For targets above 23°C: ± 1% of reading or ± 1°C*	For targets at: -32 to -26°C: ± 3°C -26 to -18°C: ± 2.5°C -18 to 23°C: ± 2°C For targets above 23°C: ± 1% of reading or ± 1°C*
Typical distance to target	Up to 1m	Up to 1.5 m	Up to 2 m	5 m	8 m
Emissivity	Fixed at 0.95	Pre-set to 0.95	Fixed at 0.95	Digitally adjustable from 0.1 to 1.0 by 0.01	Digitally adjustable from 0.1 to 1.0 by 0.01

\* whichever is greater

### Battery Life:

Fluke 66 and 68: 20 hours with laser and backlight on 50%  
 Fluke 63: 10 hours with laser and backlight on  
 Fluke 62: 12 hours with laser and backlight on  
 Fluke 61: 12 hours with laser and backlight on

### Weight:

Fluke 63, 66 and 68: 0.320 kg  
 Fluke 62: 0.200 kg  
 Fluke 61: 0.227 kg

### Size (HxWxD):

Fluke 63, 66 and 68: 200 mm x 160 mm x 55 mm  
 Fluke 62: 152 mm x 101 mm x 38 mm  
 Fluke 61: 184 mm x 45 mm x 38 mm

### Fluke 62: 2 years warranty

Other models: one year warranty

## Included Accessories

Fluke 61: 9V Battery  
 Fluke 62: 9V Battery, storage holster  
 Fluke 63, 66 and 68: Hard carrying case, 9V batteries

## Ordering information

Fluke 61 Infrared Thermometer  
 Fluke 62 Mini Infrared Thermometer  
 Fluke 63 Infrared Thermometer  
 Fluke 66 Infrared Thermometer  
 Fluke 68 Infrared Thermometer  
 Fluke 62/322/1AC (see page 5)  
 Fluke T5-600/62/1AC (see page 5)

## Kits



Fluke 62/322 kit

T5-600/62/1AC

## Recommended Accessories



C23  
See page 118

H0PR-60  
See page 117

H6  
See page 119

# 566 and 568 Multipurpose Thermometers

FLUKE®



Fluke 566

Fluke 568


## The two-in-one infrared and contact thermometer with an innovative graphical display

With a straight-forward, menu-driven user interface and graphical display, the Fluke 566 and 568 multipurpose thermometers make even complex temperature measurements easy. Quickly navigate and adjust emissivity, start data logging, or turn on and off alarms, with just a few pushes of a button. For added convenience, both rugged handheld thermometers combine contact and non-contact temperature measurement capability, providing a total temperature measurement solution for any service and maintenance program.

- Easily access advanced features with the soft-key buttons and graphical display
- Measure smaller targets from farther away using the IR thermometer
- Adjustable emissivity and built-in table of common materials for higher IR accuracy
- Quickly identify problems with the MIN, MAX, AVG, and DIF functions
- 2-color flashing alarm alerts you visually when measurements exceed limits
- Includes Type K thermocouple bead probe
- Compatible with all standard mini-connector K-type thermocouples
- Data logging with a date/time stamp
- Soft rubber boot for increased ruggedness
- User interface available in 6 languages



Choose your language



Select the measurement surface



See complete measurement details in seconds



The Fluke 566 and included accessories



The Fluke 568 and included accessories

## Specifications

(Check the Fluke web for detailed specifications)

	566	568
Infrared temperature range	-40 °C to 650 °C	-40 °C to 800 °C
Infrared accuracy	< 0 °C: ± (1.0 °C + 0.1%/1 °C); > 0 °C: ± 1 % or ± 1.0 °C, whichever is greater	
Display resolution	0.1 °C	
Infrared spectral response	8 μm to 14 μm	
Infrared response time	< 500 msec	
Input temperature range	-270 °C to 1372 °C	
Input accuracy	-270 °C to -40 °C: ± (1 °C + 0.2 %/1 °C) -40 °C to 1372 °C: ± 1 % or 1 °C, whichever is greater	
D:S (Distance to measurement spot size)	30:1	50:1
Laser sighting	Single-point laser < 1 mw output Class 2 (II) operation, 630 nm to 670 nm	
Minimum spot size	19 mm	
Emissivity adjustment	By built-in table of common materials or digitally adjustable from 0.10 to 1.00 by 0.01	
Data logging with Date/Time stamp	20 points	99 points
PC interface and cable	None	USB 2.0 with FlukeView® Forms software
Hi/Low alarms	Audible and two-color visual	
Min/Max/Avg/Dif	Yes	
Display	Dot matrix 98 x 96 pixels with function menus	
Backlight	Two levels, normal and extra bright for darker environments	
Trigger Lock	Yes	
Switchable between Celsius and Fahrenheit	Yes	

**Power:** 2 AA/LR6 Batteries (566); 2 AA/LR6 Batteries and USB for use with a PC (568)  
**Battery life:** Used continuously; laser and backlight on: 12 hours; laser and backlight off: 100 hours

**Weight:** 0.965 kg (566); 1.026 kg (568)  
**Size (HxLxW):** 25.4 cm x 19.1 cm x 6.9 cm  
**Operating temperature:** 0 °C to 50 °C  
**Storage temperature:** -20 °C to 60 °C  
**Two years warranty**

### Included accessories

FlukeView® Forms software (568 only), USB cable (568 only), K-type thermocouple bead probe, 2 AA batteries, hard carrying case, quick start guide, and users manual.

### Ordering information

Fluke 566 Infrared thermometer  
 Fluke 568 Infrared thermometer

### Recommended Accessories



H6  
See page 119

80PK-8  
See page 116

80PK-9  
See page 116

80PK-11  
See page 116

80PK-25  
See page 116

80PK-26  
See page 116

# 561 Multipurpose Thermometer

FLUKE®



Fluke 561

## Combined Infrared and Contact Thermometer

The Fluke 561 combines the temperature measurement functions that industrial, electrical, and HVAC/R professionals need, all in one tool. It measures both IR and contact temperature, replacing several other test tools. It's fast, efficient, and easy to use, saving you valuable time and effort. With the Fluke 561, you can take contact and ambient temperatures in the way that's best for you. Use the IR thermometer to measure hot, moving, electrically energized, and hard-to-reach objects instantly. Check motors, insulation, breakers, radiant heating, pipes, corroded connections, and wires. Plus, scan ducts, and other hard-to-reach objects from the floor—leave your ladder in the truck. You can use the Fluke 561's handy Velcro® pipe probe or, plug in any industry standard, K-type mini-connector thermocouple probe you already own.

- IR thermometer for quick measurements up close or at a distance
- Single-point laser sighting
- Easy emissivity adjustment for measuring pipes and ducts more accurately
- Includes a Velcro pipe probe for super-heat and sub-cooling as well as other surface contact measurements
- Also compatible with all standard mini-connector K-type thermocouples
- MIN, MAX and DIF temperature readings
- Lightweight (only 340 grams) and portable
- Includes measurement guide



The Fluke 561 includes everything you need for immediate inspections.

## Specifications

Temperature range	-40° to 550°C
Display resolution	0.1° of reading
D:S (Distance to spot size)	12:1
Easy emissivity selector	Adjustable with three settings: low (0.3), medium (0.7), high (0.95)
Display accuracy (Assumes ambient operating temperature of 23° to 25°C)	± 1.0% of reading or ± 1°C, whichever is greater; below 0°C, ± 1°C, ± 1°/1°
Response time	500 mSec (95% of reading)
Repeatability	± 0.5% of reading or ± 1°C, whichever is greater
Spectral focus	8 µm to 14 µm
Laser sighting	Single-point laser
Laser shutoff	Laser turns off above ambient temperature of 40°C
Laser power	Class 2 (II) operation; output < 1 mW, wavelength 630 nm to 670 nm
Relative humidity	10% to 90% RH non-condensing, at < 30°C
Power	2 AA batteries (alkaline or NiCd)
Display hold	7 seconds
Backlit display	Yes, LCD with dual temperatures (current and MAX/MIN/DIF/KTC), low battery, F/C indicator, and Scan/Hold options
Operating temperature	0° to 50°C
Storage temperature	-20 to 65°C
MAX, MIN, DIF temperatures	Yes
Thermocouple type K mini-adapter input	Yes, compatible with industry standard type K probes with mini-connector
Thermocouple type K Velcro pipe probe	Yes, with a temperature range of 0° to 100°C and accuracy of ± 2.2°C
Measurement guide	Yes

**Battery Life (alkaline):** 12 hours

**Weight:** 340 grams

**Size (HxLxW):** 176,9 mm x 163,6 mm x 51,8 mm **Two years warranty**

### Included accessories

Thermocouple K-type Velcro pipe probe, hand carrying case, 2 AA batteries and user manual with measurement guide.

### Ordering information

Fluke 561 HVACPro Thermometer

### Recommended Accessories



H6  
See page 119



80-PK-1  
See page 116



80PK-8  
See page 116



80PK-25  
See page 116

# 50 Series II Thermometers



Fluke 54 II



Fluke 51 II



Fluke 52 II



Fluke 53 II



## Included Accessories

Impact absorbing holster  
Two bead probe thermocouples 80PK-1 (54+52)  
One bead probe thermocouple 80PK-1 (51+53)

## Ordering Information

Fluke 51 II Thermometer  
Fluke 52 II Thermometer  
Fluke 53 II Thermometer  
Fluke 54 II Thermometer  
FVF-SC1 FlukeView Forms Software including interface cable

## Laboratory accuracy. Wherever you go.

The Fluke 50 Series II contact thermometers offer fast response and laboratory accuracy (0.05% + 0.3°C) in a rugged handheld test tool.

- Large backlit dual display shows any combination of T<sub>1</sub>, T<sub>2</sub> (52 and 54 only), T<sub>1</sub>-T<sub>2</sub> (52 and 54 only) plus MIN, MAX, or AVG
- Relative time clock on MIN, MAX, and AVG provides a time reference for major events
- Electronic Offset function allows compensation of thermocouple errors to maximize overall accuracy
- Readout in °C, °F, or Kelvin (K)
- Sleep mode increases battery life
- Battery door allows easy battery replacement without breaking the calibration seal

## Additional features for the 53 and 54 Series II:

- Data Logging up to 500 points of data with user adjustable recording interval
- Real time clock captures the exact time of day when events occur
- Recall function allows logged data to be easily reviewed on the meter display
- IR communication port allows data to be exported to optional FlukeView® Temperature PC software

## Features

	51 II	52 II	53 II	54 II
Thermocouple types	J,K,T,E	J,K,T,E	J,K,T,E,N,R,S	J,K,T,E,N,R,S
Number of inputs	Single	Dual	Single	Dual
Time stamp	Relative Time	Relative Time	Time of Day	Time of Day
Splash/Dust resistant	●	●	●	●
Dual display with backlight	●	●	●	●
Min/Max/Avg recording	●	●	●	●
(T <sub>1</sub> -T <sub>2</sub> ) True differential		●		●
Data logging up to 500 points			●	●
IR data port for interface to PC			●	●
Compatible with optional FlukeView Software			●	●

## Specifications

Temperature range:	
J-type Thermocouples	-210°C to 1200°C
K-type Thermocouples	-200°C to 1372°C
T-type Thermocouples	-250°C to 400°C
E-type Thermocouples	-150°C to 1000°C
N-type** Thermocouples	-200°C to 1300°C
R** and S-type** Thermocouples	0°C to 1767°C
Temperature accuracy	
Above -100°C (-148°F):	
J, K, T, E, and N-type**	± [ 0.05% + 0.3°C ]
R** and S-type**	± [ 0.05% + 0.4°C ]
Below -100°C (-148°F):	
J, K, E, and N-types	± [ 0.20% + 0.3°C ]
T-type	± [ 0.50% + 0.3°C ]

\*\*Only the Fluke Models 53 and 54 Series II thermometers are capable of measuring N, R, and S-type

**Battery life:** 1000 hours typical, AA  
**Size (HxWxD):** 173 x 86 x 38 mm

**Weight:** 0.4 kg  
**Three Year Warranty**

## Recommended Accessories



C25  
See page 118



80PK-26  
See page 116



80PK-25  
See page 116



FVF-SC1  
See page 120



TPAK  
See page 120

# 1523 and 1524 Reference Thermometers

FLUKE®



Fluke 1524

Fluke 1523

Note: The 1523/24 are pictured with probes connected which may be purchased separately.

## Included Accessories

NIST traceable certificate of calibration, users guide, CD-ROM (contains technical manual), 12 V dc universal power supply, RS-232 cable, 9940 I/O ToolKit software

## Ordering Information

Fluke 1523\* Reference Thermometer  
 Fluke 1524\* Reference Thermometer  
 Fluke 1523-P1 Reference Thermometer, PRT(-200 °C to 420 °C, 6.35 mm x 298 mm), Universal Thermocouple Adapter, TPAK, and Case  
 Fluke 1524-P1 Reference Thermometer, PRT(-200 °C to 420 °C, 6.35 mm x 298 mm), Universal Thermocouple Adapter, TPAK, and Case

\* Requires an optional probe

## Optional Accessories

2384-P INFO-CON Connector, PRT (Gray Cap), Spare  
 2384-T INFO-CON Connector, Thermocouple (Blue Cap), Spare  
 2373-LPRT RTD Adapter, Lemo to Mini Grabbers (4-wire)

## Optional probes:

5616-12-P PRT, 6.35 mm x 298 mm, -200 °C to 420 °C  
 5615-9-P PRT, 4.76 mm x 229 mm, -200 °C to 420 °C  
 5610-9-P Thermistor, 3.2 mm x 229 mm, 0 °C to 100 °C

## A new standard in accuracy and versatility.

Measure, graph and record three sensor types with one tool. The Fluke 1523/24 Reference Thermometer deliver high accuracy, wide measurement range, logging, and trending, all in a handheld tool you can take anywhere. For top accuracy, a memory chip inside the probe connector feeds probe calibration information to the readout. In addition, any thermocouple with a mini-thermocouple connector can be read using the optional universal thermocouple adapter. Choose the 1523 for single channel or the 1524 for dual channel measurement.

### Three sensor types

- PRTs: -200 °C to 1000 °C
- Thermocouples -200 °C to 2315 °C
- Precision thermistors: -50 °C to 150 °C

### High accuracy

- PRTs: ±0.011 °C
- Thermocouples: ±0.24 °C for J,K,L,M
- Precision thermistors: ±0.002 °C

### Fast measurement

- PRTs: up to 0.45 seconds/sample
- Thermocouples: up to 0.3 seconds/sample
- Precision thermistors: up to 0.3 seconds/sample

### Two models

- 1523: Single channel standard model; memory for 25 readings & statistics
- 1524: Two channels; memory for 25 readings and statistics plus logging 15,000 measurements; real-time clock for time and date stamps

## Features

	1523	1524
Sensor Types	PRT & RTD, Thermistor, and Thermocouple	
Thermocouple Types	B,C,E,J,K,L,M,N,R,S,T,U	
Number of inputs	Single	Dual
Data trending (graphing)	●	●
Graphical display with backlight	●	●
Min/Max/Avg/Standard deviation recording	●	●
High speed measurement	●	●
RS-232 PC communications	●	●
T1-T2 True differential	●	●
Data logging up to 15,000 points		●
Time and date stamp		●

## Specifications

(Check the Fluke web for detailed specifications)

Temperature range	
Thermocouple	-200 °C to 2315 °C
PRT & RTD	-200 °C to 1000 °C
Thermistor	-50 °C to 150 °C
Resolution and best accuracy	
Thermocouple	0.01 °, ±0.24 °C
PRT & RTD	0.001 °, ±0.011 °C
Thermistor	0.001 °, ±0.002 °C
Operating temperature	-10 °C to 60 °C
Storage temperature	-20 °C to 70 °C

**Battery life (alkaline):** 20 hours  
**Power supply:** Universal 12 Vdc  
**Size (HxWxD):** 200 x 96 x 47 mm  
**Weight:** 0.65 kg  
**Warranty:** 1 year

## Recommended Accessories



TPAK

FLK80P1  
(80PK1 with universal thermocouple adapter)

FLK80P3  
(80PK-3A with universal thermocouple adapter)

2384P and 2384T  
Spare INFO-CON Adapters

2373-LTC  
Universal TC adapter

# Thermal Imagers

Temperature changes can indicate problems in many everyday applications and a thermal imager makes it quick and easy to visually check surface temperatures. Often problems can be discovered before contact measurements even need to be made. Fluke offers a complete range of handheld thermal imagers for both industrial and building diagnostic applications. Models are available for any budget.



# Ti Series Thermal Imagers

## Find it, fix it, fast!


Temperature changes can indicate problems in many areas you see everyday, some include:

- **Inside electrical distribution and service** (Switch gear, panels, controls, fuses, transformers, receptacles, lighting, conductors, bus bars, motor control centers)
- **Motors, pumps and mechanical** (Electric motors and generators, pumps, compressors, evaporators, bearings, couplings, gearboxes, gaskets/seals, belts, rollers, disconnects)
- **Process** (Tanks and vessels, pipes, valves and traps, reactors, process insulation)
- **HVAC/R** (air conditioning, heating, air handlers, refrigeration)
- **Outside electrical distribution - utilities** (Transformers, bushings, insulators, transmission lines, other exterior conductors, service connections, disconnects, capacitor banks)

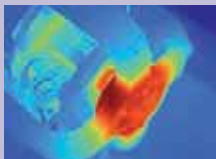
[www.fluke.eu/ti](http://www.fluke.eu/ti)




Overheating bearing cap



Three-phase switch-gear load imbalance




Overheated motor




Cool corner in a building

## IR-Fusion® Technology: Infrared and visual images fused together in one image


See things both ways - Infrared and visual (visible light) images fused together communicating critical information faster and easier - traditional infrared images are no longer enough. Patented IR-Fusion® Technology, only available from Fluke, simultaneously captures a digital photo and the infrared image and fuses them together taking the mystery out of IR image analysis.



Full IR



Picture-in-Picture



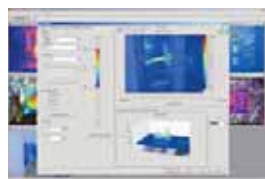
Alpha Blending



IR/Visible Alarm



Full Visible Light



## SmartView® Software

Fluke SmartView® software is included with each Fluke Thermal Imager. This powerful software is a modular suite of tools that annotates, views, edits and analyzes IR images.

It also generates fully customizable and professional-looking reports in a few easy steps. The IR-Fusion technology is fully supported.

## Thermal imaging application video

This video covers the principles of thermal imaging and looks at using this powerful troubleshooting technology in electrical, electro-mechanical and process control applications. Go to [www.fluke.co.uk/ti](http://www.fluke.co.uk/ti) or [www.fluke.eu/ti](http://www.fluke.eu/ti) to see the video.



## FREE webinars/webcasts on Thermal Imaging

Keep up-to-date on the latest troubleshooting techniques. Attend a FREE Fluke webinar (web-based seminar) about thermal imaging applications. Go to [www.fluke.eu/ti](http://www.fluke.eu/ti) for more information.

# CRange IRWindows

## Increase the safety and speed of electrical thermography

Infrared windows mount into panel doors and covers for switchgear, transformers, bus bars and other live electrical equipment, allowing Infrared, Ultraviolet, Visual and IRfusion technologies to be used without exposing personnel to live equipment.

All infrared windows from Fluke use the unique Quadraband™ multispectral optic, allowing inspection with any camera for total flexibility both now and in the future.

- Reduce the arc flash risk associated with electrical thermography
- Increase efficiency as thermographer can work alone without being accompanied by an electrician to isolate and open panels
- Stay safety compliant with NFPA70E and other safety protocols and leave the panels closed
- Extend the life of your equipment with more frequent IR scans
- Easy to install
- Durable enough to withstand extreme outdoor conditions yet practical for indoor applications as well.



### Included Accessories

Installation CD, self-adhesive drilling template, security access key, warranty statement.

### Ordering Information

- FLK-075-CLKT 75mm C-Range IR Window, Kwik Twist
- FLK-100-CLKT 100mm C-Range IR Window, Kwik Twist
- IP-200-UK Window Installation Kit 220/240V

## Specifications

(Check the Fluke web for detailed specifications)

	FLK-075-CLKT	FLK-100-CLKT
<b>Optic Data</b>		
Crystal Insert Diameter	75 mm	100 mm
Viewing Aperture Diameter	68 mm	89 mm
Viewing Aperture Area	3632 mm <sup>2</sup>	6322 mm <sup>2</sup>
Thickness	2 mm	4 mm
CLIRVU Coating	●	●
Shortwave IR Capable	●	●
Midwave IR Capable	●	●
Longwave IR Capable	●	●
Ultraviolet (UV) Capable	●	●
Visual Capable	●	●
Fusion Capable	●	●
<b>General</b>		
Maximum Temperature		
Gaskets	250° C	
Body	659° C	
Optic	1400° C	
Gaskets	Low Smoke & Fume (LSF) compliant silicone	
IP rating	IP65	
NEMA rating	Type 3/12 (UL & CSA Third Party Certified)	
Vibration rating	IEC60068-2-6	
Humidity rating	IEC60068-2-3	
Pull out strength	Up to 630 kg	

**Warranty:** Lifetime replacement against manufacturing defects

# Ti9/Ti10 Electrical Thermal Imagers

FLUKE®



## The rugged and affordable tools for electricians and technicians

Get the full picture instantly with the Fluke Ti9/Ti10 thermal imagers. Built for tough work environments, these fully radiometric imagers are ideal for detecting problems in a wide range of equipment including switchgear, motor control centers and lighting systems.

- Delivers the clear images to find problems fast with its 160x120 sensor
- Even the smallest details become visible with the large, widescreen full color LCD display
- Optimized for field use in harsh work environments
  - Engineered and tested to withstand a 2 meter drop
  - Withstands dust and water – tested to an IP54 rating
  - Innovative protective lens cover protects the lens when not in use

- Enhanced problem detection and analysis capabilities with patent pending IR-Fusion® Technology (Ti10)
- Intuitive, three-button menu is easy to use ... simply navigate with the push of a thumb
- Store more than 3.000 screen images (.bmp format) or 1.200 fully radiometric images (.IS2 format) on included 2 GB SD memory card
- The Fluke Ti9 can be upgraded to a full Fluke Ti10 with IR-Fusion at a later time.



## Specifications

(Check the Fluke web for detailed specifications)

	Fluke Ti9	Fluke Ti10
<b>Thermal imaging performance</b>		
Detector type	160 x 120 Focal Plane Array, uncooled microbolometer	
Field of view (FOV)	23° horizontal x 17° vertical	
Spatial resolution (IFOV)	2.5 mrad	
Min focus distance	15 cm	
Thermal sensitivity (NETD)	≤0.2 °C at 30 °C (200 mK)	
Minimum span (Auto/Manual)	10 °C / 5 °C	
Focus	Manual	
<b>Visual imaging performance</b>		
Min focus distance	46 cm	
On camera operating modes	Picture-in-Picture and full screen IR	
Visible light camera	1.3 MegaPixel	
<b>Temperature measurement</b>		
Temperature range	-20 °C to 250 °C	
Accuracy	± 5 °C or 5%	
Measurement modes	Center point	
<b>Image presentation</b>		
Digital display	9.1 cm (3.6") landscape color VGA (640x480) LCD	
LCD backlight	Selectable bright or auto	
Palettes	Ironbow, blue-red, high contrast, grey	
<b>Image and data storage</b>		
Storage medium	2GB SD Card (3000 .bmp IR images/1200 .IS2 images)	
File formats supported	JPG, JPEG, JPE, JFIF, BMP, GIF, DIB, PNG, TIF, and TIFF	
<b>Controls and adjustments</b>		
Set-up controls	Date/time, °C/°F, language	
Language selection	Eng, ger, fre, spa, por, ita, swe, fin, rus, cze, pol, tur	
Image controls	Smooth auto scaling and manual scaling	
<b>Power</b>		
Battery type	Internal rechargeable battery NiMH (included)	
Battery operating time	3 to 4 hours continuous operation	

### Included Accessories

SmartView® software  
2 GB SD card  
SD card reader  
Rugged hard carrying case  
Soft carrying case  
Hand strap  
Rechargeable battery  
AC charger/power supply  
User manual  
Training DVD

### Ordering Information

Fluke Ti9 Electrical Thermal Imager  
Fluke Ti10 Thermal Imager

**Battery life:** 3 to 4 hours continuous operation

**Water and dust resistant:** IP54

**Size (HxWxD):** 267 x 127 x 152 mm

**Weight:** 1.2 kg

**Two Years Warranty**

## Recommended Accessories



Ti-Visor  
Sun Visor  
(for complete Ti Series)



Ti-Car Charger  
Car charger

Ti-TRIPOD  
Tripod Mounting Base  
Accessories  
(for complete Ti Series)

# Ti25/Ti32 Industrial Thermal Imagers

FLUKE®

New



## The ultimate tools for troubleshooting and maintenance

The Fluke Ti32 combines a powerful 320x240 sensor into the award winning, rugged design of the Fluke Ti25, delivering the first industrial grade, high performance thermal imager. The result is strikingly crisp, detailed images that, blended with patented IR-Fusion®, are sure to make a lasting impression. The Fluke Ti32 and Ti25 have all the features of the Fluke Ti10, but with an

NETD of 0.1°C for the Ti25 and 0.05°C for the Ti32 to view the smallest details. For added versatility and special applications, the Ti32 includes two field-swappable, rechargeable batteries. Use the optional telephoto and wide-angle lens to bring distant and wide views into sharp focus.

## Specifications

(Check the Fluke web for detailed specifications)

	Fluke Ti25	Fluke Ti32
<b>Thermal imaging performance</b>		
Detector type	160 x 120 Focal Plane Array, uncooled microbolometer	320 x 240 Focal Plane Array, uncooled microbolometer
Field of view (FOV)	23 ° horizontal x 17 ° vertical	
Spatial resolution (IFOV)	2.5 mrad	1.25 mrad
Min focus distance	15 cm	
Thermal sensitivity (NETD)	≤0.1 °C at 30 °C (100 mK)	≤0.05 °C at 30 °C (50 mK)
Minimum span (Auto/Manual)	2.5 °C / 5 °C	
Focus	Manual	
<b>Optional lenses</b>		
Telephoto infrared lens type		●
Wide-angle infrared lens type		●
<b>Visual imaging performance</b>		
Min focus distance	46 cm	
On camera operating modes	Picture-in-Picture and full screen IR plus Blending	
Color Alarm		High temperature alarm
Visible light camera	1.3 MegaPixel	2.0 MegaPixel
<b>Temperature measurement</b>		
Temperature range	-20 °C to 350 °C	-20 °C to 600 °C
Accuracy	± 2 °C or 2%	
Measurement modes	Center point and hot and cold markers	
<b>Image presentation</b>		
Digital display	9.1 cm (3.6") landscape color VGA (640x480) LCD	
LCD backlight	Selectable bright or auto	
Palettes	Ironbow, Blue-Red, High Contrast, Amber, Hot Metal, Grey	Ironbow, Blue-Red, High Contrast, Amber, Amber Inverted, Hot Metal, Grayscale, Grayscale Inverted
Palettes Ultra Contrast		●
<b>Voice Annotation</b>		
Voice annotation	●	●
<b>Image and data storage</b>		
Storage medium	2GB SD Card (3000 .bmp IR images/1200 .IS2 images)	
File formats supported	JPG, JPEG, JPE, JFIF, BMP, GIF, DIB, PNG, TIF, and TIFF	
<b>Controls and adjustments</b>		
Set-up controls	Date/time, C°/F, language	
	On screen emissivity correction	
Language selection	On-screen reflected background temperature compensation	
	On-screen transmission correction	
Image controls	Eng, ger, fre, spa, por, ita, swe, fin, rus, cze, pol, tur	
<b>Power</b>		
Battery type	Internal rechargeable battery NiMH (included)	Two replaceable rechargeable battery packs (Lithium ion)
Battery operating time	3 to 4 hours continuous operation	4+ hours per battery pack

### Included Accessories

- SmartView® software
- 2 GB SD card
- SD card reader
- Rugged hard carrying case
- Soft carrying case
- Hand strap
- Rechargeable battery
- AC charger/power supply
- User manual
- Training DVD

### Ordering Information

Fluke Ti25 Industrial Thermal Imager  
Fluke Ti32 Industrial Thermal Imager

Water and dust resistant: IP54

Size (HxWxD): Ti25: 267 x 127 x 152 mm  
Ti32: 277 x 122 x 170 mm

Weight: Ti25: 1.2 kg  
Ti32: 1.05 kg

Two Years Warranty

### Recommended Accessories



# TiRx/TiR Thermal Imagers for Building Inspection

FLUKE®



Fluke TiR



Fluke TiRx



Complete package

## Included Accessories

SmartView® software  
2 GB SD card  
SD card reader  
Rugged hard carrying case  
Soft carrying case  
Hand strap  
Rechargeable battery  
AC charger/power supply  
User manual  
Training DVD

## Ordering Information

Fluke TiRx Inspector Thermal Imager  
Fluke TiR Thermal Imager

## Optimized for energy audits, restoration and remediation

The affordable rugged Fluke TiRx and TiR Thermal Imagers are workhorse tools for the demands of building envelope, restoration and remediation, inspection and roofing applications. Whether to perform energy audits, locate the origins of construction problem or to find roof leaks, the TiRx and TiR offer an economical solution for complete detection, analysis and documentation.

- Delivers the clear images to find problems fast with its 160x120 sensor
- Even the smallest details become visible with the large, widescreen full color LCD display
- Optimized for field use in harsh work environments
  - Engineered and tested to withstand a 2 meter drop
  - Withstands dust and water - tested to an IP54 rating

- Innovative protective lens cover protects the lens when not in use
- Enhanced problem detection and analysis capabilities with patent pending IR-Fusion® Technology (TiR)
- Intuitive, three-button menu is easy to use ... simply navigate with the push of a thumb
- Store more than 3.000 screen images (.bmp format) or 1.200 fully radiometric images (.IS2 format) on included 2 GB SD memory card
- The Fluke TiRx can be upgraded to a full Fluke TiR with IR-Fusion at a later time.

## Specifications

(Check the Fluke web for detailed specifications)

	Fluke TiRx	Fluke TiR
<b>Thermal imaging performance</b>		
Detector type	160 x 120 Focal Plane Array, uncooled microbolometer	
Field of view (FOV)	23° horizontal x 17° vertical	
Spatial resolution (IFOV)	2.5 mrad	
Min focus distance	15 cm	
Thermal sensitivity (NETD)	≤0.1 °C at 30 °C (100 mK)	
Minimum span (Auto/Manual)	2.5 °C / 5 °C	
Focus	Manual	
<b>Visual imaging performance</b>		
Min focus distance	46 cm	
On camera operating modes	Picture-in-Picture and full screen IR	
Visible light camera	1.3 MegaPixel	
<b>Temperature measurement</b>		
Temperature range	-20 °C to 100 °C	
Accuracy	± 5 °C or 5%	
Measurement modes	Center point	
<b>Image presentation</b>		
Digital display	9.1 cm (3.6") landscape color VGA (640x480) LCD	
LCD backlight	Selectable bright or auto	
Palettes	Ironbow, blue-red, high contrast, grey	
<b>Image and data storage</b>		
Storage medium	2GB SD Card (3000 .bmp IR images/1200 .IS2 images)	
File formats supported	JPG, JPEG, JPE, JFIF, BMP, GIF, DIB, PNG, TIF, and TIFF	
<b>Controls and adjustments</b>		
Set-up controls	Date/time, °C/°F, language	
Language selection	Eng, ger, fre, spa, por, ita, swe, fin, rus, cze, pol, tur	
Image controls	Smooth auto scaling and manual scaling	
<b>Power</b>		
Battery type	Internal rechargeable battery NiMh (included)	
Battery operating time	3 to 4 hours continuous operation	

**Water and dust resistant:** IP54  
**Size (HxWxD):** 267 x 127 x 152 mm  
**Weight:** 1.2 kg  
**Two Years Warranty**

## Recommended Accessories



Ti-Visor  
Sun Visor  
(for complete Ti Series)



Ti-Car Charger  
Car charger

Ti-TRIPOD  
Tripod Mounting Base  
Accessories  
(for complete Ti Series)

# TiR1/TiR32 Thermal Imagers for Building Diagnostics

FLUKE®

New



Fluke TiR32



Fluke TiR1



Complete package

## Included Accessories

- SmartView® software
- 2 GB SD card
- SD card reader
- Rugged hard carrying case
- Soft carrying case
- Hand strap
- Rechargeable battery
- AC charger/power supply
- User manual
- Training DVD

## Ordering Information

- Fluke TiR1 Thermal Imager for Building Diagnostics
- Fluke TiR32 Thermal Imager for Building Diagnostics

## The top professional's choice

The TiR1 and TiR32 Thermal Imagers are the top professional's choice for building diagnostics. With its 320 x 240 sensor, the TiR32 delivers the clear, crisp images needed to find problems fast. The Fluke TiR1 and TiR32 have all the features of the Fluke TiR, but with an NETD of 0.07°C for the TiR1 and 0.05°C for the

TiR32 to identify even small temperature differences that could indicate problems. For added versatility and special applications, the TiR32 includes dewpoint measurements and two field-swappable, rechargeable batteries. Use the optional telephoto and wide-angle lens to bring distant and wide views into sharp focus.

## Specifications

(Check the Fluke web for detailed specifications)

	Fluke TiR1	Fluke TiR32
<b>Thermal imaging performance</b>		
Detector type	160 x 120 Focal Plane Array, uncooled microbolometer	320 x 240 Focal Plane Array, uncooled microbolometer
Field of view (FOV)	23° horizontal x 17° vertical	
Spatial resolution (IFOV)	2.5 mrad	1.25 mrad
Min focus distance	15 cm	
Thermal sensitivity (NETD)	≤0.07 °C at 30 °C (70 mK)	≤0.05 °C at 30 °C (50 mK)
Minimum span (Auto/Manual)	2.5 °C / 3 °C	
Focus	Manual	
<b>Optional lenses</b>		
Telephoto infrared lens type		●
Wide-angle infrared lens type		●
<b>Visual imaging performance</b>		
Min focus distance	46 cm	
On camera operating modes	Picture-in-Picture and full screen IR plus Blending	
Color Alarm		Dewpoint alarm
Visible light camera	1.3 MegaPixel	2.0 MegaPixel
<b>Temperature measurement</b>		
Temperature range	-20 °C to 100 °C	-20 °C to 150 °C
Accuracy	± 2 °C or 2%	
Measurement modes	Center point and hot and cold markers	
<b>Image presentation</b>		
Digital display	9.1 cm (3.6") landscape color VGA (640x480) LCD	
LCD backlight	Selectable bright or auto	
Palettes	Ironbow, Blue-Red, High Contrast, Amber, Hot Metal, Grey	Ironbow, Blue-Red, High Contrast, Amber, Amber Inverted, Hot Metal, Grayscale, Grayscale Inverted
Palettes Ultra Contrast		●
<b>Voice Annotation</b>		
Voice annotation	●	●
<b>Image and data storage</b>		
Storage medium	2GB SD Card (3000 .bmp IR images/1200 .IS2 IR-Fusion images)	
File formats supported	JPG, JPEG, JPE, JFIF, BMP, GIF, DIB, PNG, TIF, and TIFF	
<b>Controls and adjustments</b>		
Set-up controls	Date/time, C°/F, language	
	On screen emissivity correction	
Language selection	On-screen reflected background temperature compensation	
	On-screen transmission correction	
Image controls	Eng, ger, fre, spa, por, ita, swe, fin, rus, cze, pol, tur	
<b>Power</b>		
Battery type	Internal rechargeable battery NiMH (included)	Two replaceable rechargeable battery packs (Lithium ion)
Battery operating time	3 to 4 hours continuous operation	4+ hours per battery pack

Water and dust resistant: IP54

Size (HxWxD): TiR1: 267 x 127 x 152 mm  
TiR32: 277 x 122 x 170 mm

Weight: TiR1: 1.2 kg  
TiR32: 1.05 kg

Two Years Warranty

## Recommended Accessories



FLK-LENS/TELE1  
Telephoto Infrared Lens (TiR32)

FLK-LENS/WIDE  
Wide-angle Infrared Lens (TiR32)

Ti-Car Charger  
Car charger

FLK-TI-SPB3  
Extra battery (TiR32)

FLK-TI-SBC3  
Charging base (TiR32)

# Laser Distance Meters

The Fluke Laser Distance Meters bring you the most advanced measuring technology. Unlike ultrasonic distance meters with laser pointers, these meters use a precision narrow laser beam that can avoid the common errors caused by extraneous objects near measurement targets.



# 421D, 416D, 411D Laser Distance Meters

FLUKE®

**New**



Fluke 421D



Fluke 411D



Fluke 416D



### 411D/62 Kit

Combo kit includes:

- Fluke 62 Mini IR Thermometer
- Fluke 411D Laser Distance Meter
- Soft pouch for each model

### Included Accessories

Two AAA batteries, Users manual on CD, Quick start guide, Nylon carrying case, Wrist wrap (421D)

### Ordering Information

Fluke 411D Laser Distance Meter  
Fluke 416D Laser Distance Meter  
Fluke 421D Laser Distance Meter

**Professional-grade laser distance measuring tools that are fast, easy to use, and fit in your pocket.**

The Fluke laser distance meters bring you the most advanced measuring technology. These meters are fast, accurate, durable, and easy to use – just point and shoot. Their straightforward design and easy, one-button operation mean you spend less time measuring. Unlike ultrasonic distance meters with laser pointers, the Fluke 421D, 416D and 411D use a precision narrow laser beam that can avoid the common errors caused by extraneous objects near measurement targets.

These compact and handy Fluke distance meters are designed for indoor, and limited outdoor applications. Addition, subtraction, area, and volume calculations could not be simpler. The extra bright laser is clearly visible so you can see your targeting point even if an object is hard-to-reach or distant. The Fluke 421D, 416D and 411D have a large LCD screen and buttons positioned for one-handed measurements.

## Features

	411D	416D	421D
Reduction of estimation errors, saving both time and money	●	●	●
Instant measurement with one-button operation	●	●	●
Easy targeting with bright laser	●	●	●
Quick calculation of area (square footage) and volume	●	●	●
Easy addition and subtraction of measurements	●	●	●
Improved battery life from automatic shut-off feature	●	●	●
Pythagoras calculation for determining distance indirectly from two other measurements	●	●	●
Pouch	●	●	●
Ability to view more with large, 3-line display with backlight	●	●	●
Ability to measure up to	30 m	60 m	100 m
Storage capacity of measurements for quick recall of distance	-	10	20
MIN/MAX function		●	●
Enhanced Pythagoras calculation for determining distance indirectly from three other measurements		●	●
Audible feedback of on and off modes		●	●
Strong environment protection with IP54 (water spray & dust proof) sealing		●	●
Audible feedback for taking room angle and incremental measurements			●
± 45° Tilt sensor for taking indirect measurements in hard to reach areas			●
Tripod mode allows you to mount to a tripod for measuring long distances			●
Built in light sensor for activating the backlight saving battery life			●
Corner angle feature, allows you to determine the angle of a corner			●

## Specifications

(Check the Fluke web for detailed specifications)

	Fluke 411D	Fluke 416D	Fluke 421D
Range (for extended distances, use a target plate)	30 m	60 m	100 m
Accuracy	± 3 mm	± 1.5 mm	± 1.5 mm
Measurement units	00.000 m	00.000 m	00.000 m
Measurement storage		10 locations	20 locations
Backlight		●	●
Automatic power off	After 180 seconds	After 180 seconds	After 360 seconds

**Operating temperature:** 0°C to 40°C

**Storage temperature:** -25°C to 70°C

**Operating altitude:** up to 3500 m

**Battery Life:** 411D: up to 3000 readings  
416D, 421D: up to 5000 readings

**Size (HxWxD):** 411D: 123 mm x 50 mm x 26 mm

416D: 135 mm x 46 mm x 31 mm

421D: 127 mm x 52 mm x 25 mm

**Weight:** 411D: 0.150 kg

416D: 0.110 kg

421D: 0.125 kg

**Warranty:** 2 years

# Indoor Air Quality Tools

In response to the growing importance of air quality in buildings, workplaces and homes, Fluke offers you a range of tools that monitor temperature, humidity, air velocity, particulate, and carbon monoxide levels. These tools help you to quickly and easily troubleshoot and maintain indoor air quality, as well as to verify the efficient operation of heating, ventilation and air conditioning systems.



# 975 AirMeter



Fluke 975

## Combined inspection tool for complete air quality inspections

The Fluke 975 AirMeter combines five air monitoring tools into one, rugged and easy-to-use handheld tool. Use the Fluke 975 to verify the efficient operation of heating, ventilation and air conditioning systems, and test for dangerous carbon monoxide leaks in all types of buildings.

- Simultaneously measures, logs, and displays temperature, humidity, CO<sub>2</sub>, and CO on a bright, backlit LCD display
- One-touch air flow and velocity measurements with available probe
- Min/Max/Average on all measured and calculated readings
- Audible and visual threshold alarms
- Multi-language user interface
- Extensive discrete or continuous data logging capacity, down-loadable to PC via USB interface

## Specifications

(Check the Fluke web for detailed specifications)

Feature	Range	Display resolution	Accuracy
<b>Measured specifications</b>			
Temperature	-20 °C to 60 °C	0.1 °C	± 0.9 °C from 40 °C to 60 °C ± 0.5 °C from 5 °C to 40 °C ± 1.1 °C from -20 °C to 5 °C
Relative humidity	10 % to 90 % RH non-condensing	1 %	± 2 % RH (10 % RH to 90 % RH)
Air velocity	50 fpm to 3000 fpm 0.25 m/sec to 15 m/sec	1 fpm 0.005m/sec	4 % or 4 fpm* 3 % or 0.015 m/sec* whichever is greater *Accuracy specification only valid for velocity readings above 50 fpm.
CO <sub>2</sub>	0 to 5000 ppm	1 ppm	Warm up time 1 min (5 minutes for full specification) 2.75 % + 75 ppm
CO	0 to 500 ppm	1 ppm	± 5 % or ± 3 ppm, whichever is greater, @ 20 °C and 50 % RH
<b>Calculated specifications</b>			
Dew point temperature	-44 °C to 57 °C	0.1 °C	± 1 °C when temp: -20 °C to 60 °C RH: 40 % to 90 % ± 2 °C when temp: -20 °C to 60 °C RH: 20 % to 40 % ± 4 °C when RH: 10 % to 20 %
Wet bulb temperature	-16 °C to 57 °C	0.1 °C	± 1.2 °C when RH: 20 % to 90 % temp: -20 °C to 60 °C ± 2.1 °C when RH: 10 % to 20 %
Volume flow rate (in a duct)	0 to 3,965 M <sup>3</sup> /m 0 to 140,000 cfm)	0.001 M <sup>3</sup> /min (1 cfm)	N/A: The volume flow calculation will be a simple average of the data points times the duct area
% outside air (based on temperature)	0 to 100 %	0.1 %	N/A
% outside air (based on CO <sub>2</sub> )	0 to 100 %	0.1 %	N/A



### Included Accessories

A4 alkaline batteries (3), Users Manual, Calibration Cap, FlukeView Forms Software, Power Adapter, International Power Plugs, Air Velocity Probe (Fluke 975V only)

### Ordering Information

Fluke 975	AirMeter
Fluke 975V	AirMeter with Velocity
975CK	Airmeter Calibration Kit
975R	Regulator
975VP	Air Velocity Probe

**Operating temperature** (CO and CO<sub>2</sub> sensors): -20 °C to 50 °C  
**Operating temperature** (all other functions): -20 °C to 60 °C  
**Storage temperature:** -20 °C to 60 °C  
**Humidity:** 10% to 90%  
**Altitude:** Up to 2000 m

**Shock and vibration:** MIL-PRF-28800F, Class 2  
**Battery:** Rechargeable Li-Ion (primary), three-AA (backup)  
**Weight:** 0.544 kg  
**Size (HxWxD):** 28.7 cm x 11.43 cm x 5.08 cm  
**Data logging:** 25,000 records (continuous), 99 records (discrete)  
**Multilanguage interface:** English, French, Spanish, Portuguese and German  
**Two-year warranty**

## Recommended Accessories



975VP  
AirMeter Velocity Probe

# 922 Airflow Meter



Fluke 922

## Measures pressure, air flow and velocity for maintaining balanced and comfortable ventilation

The Fluke 922 makes airflow measurements easy by combining pressure, air flow, and velocity into a single, rugged meter. Compatible with most Pitot tubes, the Fluke 922 allows technicians to conveniently enter their duct shape and dimensions for maximum measurement accuracy.

- Provides differential and static pressure, air velocity and flow readings
- Convenient colored hoses help you properly diagnose pressure readings
- Bright, backlit display for clear viewing in all environments
- Min/Max/Average/Hold functions for easy data analysis
- Auto power off saves battery life

**Use the Fluke 922 to:** Ensure proper air flow balance and maintain a comfortable environment; measure pressure drops across filters and coils; match ventilation to occupant loads; monitor indoor vs. outdoor pressure relationships and manage the building envelope; and perform duct traversals for accurate airflow readings.

## Specifications

(Check the Fluke web for detailed specifications)

Feature	Range	Resolution	Accuracy
<b>Operating Specifications</b>			
Air Pressure	± 4000 Pascals ± 16 in H <sub>2</sub> O ± 400 mm H <sub>2</sub> O ± 40 mbar ± 0.6 PSI	1 Pascal 0.001 in H <sub>2</sub> O 0.1 mm H <sub>2</sub> O 0.01 mbar 0.0001 PSI	± 1% +1 Pascal ± 1% + 0.01 in H <sub>2</sub> O ± 1% + 0.1 mm H <sub>2</sub> O ± 1% +0.01 mbar ± 1% + 0.0001 PSI
Air Velocity	250 to 16,000 fpm 1 to 80 m/s	1 fpm 0.001 m/s	± 2.5 % of reading at 10 m/s (2000 p/min)
Air Flow (Volume)	0 to 99,999 cfm 0 to 99,999 m <sup>3</sup> /hr 0 to 99,999 l/s	1 cfm 1 m <sup>3</sup> /hr 1 l/s	Accuracy is a function of velocity and duct size
Temperature	0 °C to 50 °C	0.1 °C	± 1 % + 2 °C

## General Specifications

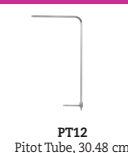
<b>General specifications</b>	
Operating Temperature	0 °C to +50 °C
Storage Temperature	-40 °C to +60 °C
Operating Relative Humidity	Non condensing (<10 °C) 90% RH (10 °C to 30 °C) 75% RH (30 °C to 40 °C) 45% RH (40 °C to 50 °C) Without Condensation
IP Rating	IP40
Operating Altitude	2000 m
Storage Altitude	12000 m
EMI, RFI, EMC	Meets requirements for EN61326-1
Vibration	MIL-PREF-28800F, Class 3
Max Pressure at Each Port	10 PSI

**Data Storage:** 99 readings  
**Size (HxWxD):** 175 x 775 x 419 mm  
**Weight:** 0.64 kg  
**Battery:** Four AA batteries  
**Battery Life:** 375 hours without backlight,  
80 hours with backlight  
**Two Year Warranty**



Fluke 922/Kit

## Recommended Accessories



PT12  
Pitot Tube, 30.48 cm



TPAK  
Toolpak  
See page 120



### Included Accessories

**Fluke 922:** Two Rubber Hoses, Wrist Strap, Four AA Batteries 1.5 V Alkaline, Users Manual and Soft Carrying Case

**Fluke 922 Kit Includes:** Fluke 922 Airflow Meter, 30.48 cm Pitot tube, ToolPak, Two Rubber Hoses, Wrist Strap, Four AA Batteries 1.5 V Alkaline, Users Manual and Hard Carrying Case

### Ordering Information

Fluke 922                      Air Flow Meter  
 Fluke 922/Kit                Airflow Meter with  
    30.48 cm Pitot Tube

# 971 Temperature Humidity Meter Carbon Monoxide Meters

FLUKE®



Fluke 971

## Fluke 971 Temperature Humidity Meter

Quickly take accurate humidity and temperature readings in the air. Temperature and humidity are two important factors in maintaining optimal comfort levels and good indoor air quality. The Fluke 971 is invaluable for facility maintenance and utility technicians, HVAC-service contractors, and specialists who assess indoor air quality (IAQ). Lightweight, rugged, and easy to hold, the Fluke 971 is the perfect tool for monitoring problem areas.

- Simultaneously measures humidity and temperature
- Measures dew point and wet bulb
- 99 record storage capacity
- Min/Max/Avg Data Hold
- Ergonomic design with built-in belt clip and protective holster
- Backlit, dual readings display
- Twist-open protective cap
- Low battery indicator

## Specifications

Temperature range	-20 °C to 60 °C
Temperature accuracy	
0 °C to 45 °C	± 0.5 °C
-20 °C to 0 °C and 45 °C to 60 °C	± 1.0 °C
Resolution	0.1 °C
Response time (temperature)	500 ms
Temperature sensor type	NTC
Relative humidity range	5% to 95% R.H.
Relative humidity accuracy	
10% to 90% R.H. @ 23 °C	± 2.5 % R.H.
<10%, >90% R.H. @ 23 °C	± 5.0 % R.H.
Humidity sensor	Electronic capacitance polymer film sensor
Data storage	99 points
Response time (humidity)	For 90% of total range - 60 sec with 1 m/s air movement

## Other useful tools



**Fluke 561**  
Combined Contact  
and Non-contact  
Thermometer  
See page 54.



**Fluke 416D**  
Laser Distance Meter  
See page 65.

### Operating temperature:

Temperature: -20 °C to 60 °C  
Humidity: 0 °C to 60 °C

**Storage temperature:** : -20 °C to 55 °C

**Battery life:** 4 AAA alkaline, 200 hours

**Safety:** Complies with EN61326-1

**Weight:** 0.188 kg

**Size (HxWxD):** 194 mm x 60 mm x 34 mm

**One Year Warranty**

## Carbon Monoxide Meters

### CO-220 Carbon Monoxide Meter

The CO-220 Carbon Monoxide Meter makes it easy to take quick and accurate measurements of CO levels. A large, backlit LCD display shows CO levels from 0 to 1000 PPM. The MAX Hold function stores and displays the maximum CO level. 1 year warranty.



Fluke CO-220

### Included Accessories

Fluke CO-220: C50 soft carrying case and battery

### Ordering Information

Fluke 971 Temperature Humidity Meter

Fluke CO-220 Carbon Monoxide Meter  
CO-205 Aspirator Kit

### CO-205 Aspirator Kit

Allows flue gas samples up to 371°C to be drawn with the CO-220 for carbon monoxide measurement. 1 year warranty.



Fluke CO-205

# 983 Particle Counter / RLD2 Leak Detector Flashlight

FLUKE®



Fluke 983

## Easy to use tool for troubleshooting and maintaining indoor air quality

The Fluke 983 Particle Counter simultaneously measures and displays six channels of particle size distribution, temperature and humidity. This compact, lightweight, self-contained tool allows for one-handed operation. As the Fluke 983 doesn't require level holding, it can make accurate measurements in any position. The 8 hour rechargeable battery together with a large 5000 sample record allows for complete air quality surveys in one go. The Fluke 983 is the ideal tool for determining size distribution of airborne particles or tracking down a particle source.

- Simultaneously measure and display 6 channels of particle sizes, temperature and humidity
- Measure particle size down to 0.3 µm
- Selectable sample time, count data, programmable delay
- Store 5000 records of date, time, counts, relative humidity, temperature, sample volumes, alarms and location label
- Upload stored data to a PC with included software
- Compact, self-contained package allows for one-handed operation
- Intuitive, easy-to-use user interface
- Always ready to run, with no fluids to refill
- Backlit LCD for use in any lighting condition

## Specifications

6 size channels	0.3, 0.5, 1.0, 2.0, 5.0, 10.0 µm
Flow rate	0.1 cfm (2.83 L/min) controlled by internal pump
Count modes	Concentration, totalize, audio
Counting efficiency	50 % @ 0.3 µm; 100 % for particles > 0.45 µm (per JIS B9921:1997)
Zero count	1 count/5 minute (per JIS B9921:1997)
Coincidence loss	5 % at 56,000 particles per m <sup>3</sup>
Relative humidity	± 7 %, 20 % to 90 %, non-condensing
Temperature	± 3 °C, 10 °C to 40 °C
Data storage	5000 sample records (rotating buffer) of date, time, counts, relative humidity, temperature, sample volumes, alarms, label
Alarms	Counts, low battery, sensor fail
Delay time	0 to 24 hours
Sample inlet	Isokinetic probe
Interface	RS-232 and RS-485 via RJ-45
Calibration	PSL particles in air (NIST traceable)

**Operating temperature:** 10 °C to 40 °C, 20 % to 90 % relative humidity, non-condensing  
**Storage temperature:** -10 °C to 50 °C, up to 90 % relative humidity, non-condensing  
**Power:** AC adapter, 90 to 250 V AC, 50 to 60 Hz  
**Battery life/recharge time:** 8 hours/2 hours

**Rechargeable battery:** NiMH, 4.8V at 4.5 Ah; replaceable  
**Size (HxWxD):** 209 mm x 114 mm x 57 mm  
**Weight:** 1 kg  
**Warranty:** 1 year

## Included Accessories

Fluke 983:  
 Certificate of Calibration (NIST)  
 Isokinetic probe  
 Zero count filter  
 Windows-compatible software download utility  
 DB9 to RS-232 adapter and cable  
 High purity tubing  
 1/8 in. hose barb adapter  
 Power supply  
 Operation manual  
 Hard molded carrying case  
 Fluke RLD2: Key chain carabiner and batteries.

## Ordering Information

Fluke 983 Particle Counter  
 Fluke RLD2 Leak Detector Flashlight

## RLD2 Leak Detector Flashlight

**New**




### RLD2 Leak Detector Flashlight.

Leak detection made easy. The compact RLD2 uncovers refrigerant leaks instantly. Use the UV light to find the leakage area, then, use the laser pointer to pinpoint the exact leak location.

- Six UV LEDs detect leak detection dyes
- Laser pointer clearly locates center of the UV field for accuracy
- Three LED flashlight with 100,000 hour LED life
- Operating temperature 0°C to 50°C
- Four operating modes: flashlight, UV light, laser light, UV/laser light combination
- One year warranty

# ScopeMeter® Test Tools

With the original ScopeMeter, we transformed the oscilloscope category beyond recognition, and we still lead the way today. From rugged solutions for industrial applications to full-colour models that pack top-end bench oscilloscope specifications into hand-held, battery powered instruments. In short, ScopeMeter provides you with unmatched speed, performance and analysis power while working on site.



# ScopeMeter® Test Tools

## Oscilloscopes for field applications

### Features



The ScopeMeter 190C Series of high performance oscilloscopes have bandwidth of 60, 100 and 200 MHz and sample rates up to 2.5 GS/s. These instruments offer a high-resolution color display that has a fast update rate, waveform pass/fail testing and a digital persistence mode – making the analysis of complex and dynamic signals much easier.

For industrial electronic or electro mechanical applications, the 120 Series Industrial ScopeMeter, with a 20 or 40 MHz bandwidth and Connect-and-View™ triggering for an instant, stable display will get the job done.

	225C	215C	199C	196C	192C	125	124	123
LDC Display			Color				B/W	
Persistence	●	●	●	●	●			
Waveform reference	●	●	●	●	●			
Automatic pass fail testing	●	●	●	●	●			
Cursors and zoom	●	●	●	●	●		Cursors	
Connect and View triggering	●	●	●	●	●	●	●	●
Video triggering with line selector	●	●	●	●	●	●	●	●
Selectable pulse width triggering	●	●	●	●	●			
Capture and replay of last 100 screens	●	●	●	●	●			
Dual input TrendPlot		With cursors and Zoom				●	●	●
Memory for screens and set-ups		10 screens and setup				20	20	10
Recorder memories, each can store 100 scope screens, a ScopeRecord or a TrendPlot		2 recorder memories						
1000V Independently floating isolated outputs	●	●	●	●	●			
Meter measurements: VAC RMS, VAC+DC, Ohms, Continuity, Diode, Amps, Temp. (°C, °F)	●	●	●	●	●	●	●	●
Waveform mathematics: A+B, A-B, AxB, A versus B (X-Y mode)	●	●	●	●	●			
Frequency Spectrum Analysis using FFT	●	●	●	●	●	2)		
Power measurements and $V_{pwm}$	●	●	●	●	●	●	●	●
Capacitance and frequency measurements	-/●	-/●	-/●	-/●	-/●	●/●	●/●	●/●
Bus Health Test function	●	●	●	●	●	●	●	●
Rugged, dust and drip proof case (IP51)	●	●	●	●	●	●	●	●
PC and printer interface via optically isolated RS-232/USB cable	1)	1)	1)	1)	1)	1)	1)	1)
FlukeView® for Windows® Software (SW90W)	1)	1)	1)	1)	1)	1)	1)	1)

● Standard equipped    1) Optional    2) Harmonics mode

### Specifications

(Check the Fluke web for detailed specifications)

	225C	215C	199C	196C	192C	125	124	123
<b>Oscilloscope specifications</b>								
Bandwidth	200 MHz	100 MHz	200 MHz	100 MHz	60 MHz	40 MHz		20 MHz
Max. real time sample rate	2.5 GS/s	1 GS/s	2.5 GS/s	1 GS/s	500 MS/s	25 MS/s		
Input sensitivity	2 mV/div. ...1000 V/div					5 mV/div. ...500 V/div.		
Timebase range	5 ns/div. ...2 min/div.				10 ns/div. ...2 min/div.	10 ns/div. ...1min/div.		20 ns/div. ...1 min/div.
Inputs and digitizers	2 plus external trigger/DMM input					2		
Independently floating isolated outputs	Up to 1000 V between inputs, references and ground							
Max. record length... ... in Scope mode: ... in ScopeRecord mode:	3000 points per input 27.500 points per input or more (5 ms/div. to 2 min/div.)					512 min/max points per input		
Glitch capture	Up to 3 ns using Pulse Width triggering; 50 ns peak detect at 5 μs/div. to 1 min/div.					40 ns		
Scope measurements	7 cursor measurements, 30 automatic measurements Automatic Vrms and watts measurement on cursor limited part of waveform					cursors + 26 automatic		26 automatic
True RMS multimeter	5000 counts, single input					5000 counts, dual input		
<b>General specifications</b>								
Line power	Adapter/battery charger included (BC190)					Adapter/battery charger included (PM8907)		
Battery (installed)	>3,5 hr Ni-MH (BP190)					7 hr Ni-MH (BP120 MH)		
Size	256 x 169 x 64 mm					232 x 115 x 50 mm		
Weight	2 kg					1.2 kg		
Safety certified (EN61010-1)	1000 V CAT II / 600 V CAT III					600 V CAT III		
Warranty	3 years on main products and 1 year on accessories							

Check the Fluke web site for Technical Specifications and Application Notes for the Fluke ScopeMeters



# ScopeMeter® 120 Series



Fluke 125



Fluke 124



Fluke 123



True RMS

## Three-in-one simplicity

The compact ScopeMeter 120 Series is the rugged solution for industrial troubleshooting and installation applications. It's a truly integrated test tool, with oscilloscope, multimeter and "paperless" recorder in one affordable, easy-to-use instrument. Find answers to problems in machinery, instrumentation, control and power systems quickly and easily.

- Dual-input 40 MHz or 20 MHz digital oscilloscope
- Two 5,000 counts true-RMS digital multimeters
- A dual-input TrendPlot™ recorder
- Bus Health Test for industrial bus systems (Fluke 125)
- Connect-and-View™ trigger simplicity for hands-off operation
- Power Measurements and Harmonics measurement (Fluke 125)
- Shielded test leads for oscilloscope, resistance and continuity measurements
- Up to 7 hours battery operation
- 600 V CAT III safety certified
- Optically isolated interface for PC and Printer connection (optional)
- Rugged, compact case

## Connect-and-View™ triggering for an instant, stable display

Scope users know how difficult triggering can be. Wrong settings show unstable and sometimes wrong results. Fluke's unique Connect-and-View recognizes signal patterns, and automatically sets up correct triggering. It provides a

stable, reliable and repeatable display of virtually any signal - including motordrive and control signals - without touching a button. Signal changes are instantly recognized and settings adjusted for - once again - a stable display.

## Use TrendPlot™ to help find intermittents fast

The toughest faults to find are those that happen only once in a while: intermittents. They can be caused by bad connections, dust, dirt, corrosion or simply broken wiring or connectors. You may not be around to see it - your Fluke ScopeMeter will. In this "paperless recorder" mode, you can plot the minimum and maximum peak values and average over time - up to 22 days (Fluke 190 Series) or 16 days (Fluke 120 Series).

## Bus Health mode (Fluke 125)


Bus Health mode gives a clear "Good/Bad" indication for the electrical signals on industrial buses and networks, such as CAN-bus, Profi-bus, RS-232 and many more. The Fluke 125 validates the quality of the electrical signals as soon as any electrical signals are passed along the network.

### Included Accessories


PM 8907 line adapter/charger, STL120 shielded test leads set (1 red, 1 grey), AC120 Alligator Clips, BB120 shielded BNC adapter, BP120MH NiMH battery pack, VPS40 wide bandwidth Voltage Probe (Fluke 124/125), TL75 hard point test lead, i400s current clamp (Fluke 125), Getting Started booklet, user's manual (cd-rom)

### Ordering Information

Fluke 123	Industrial ScopeMeter® (20MHz)
Fluke 123/S	Industrial ScopeMeter® (20MHz) + SCC120 kit
Fluke 124	Industrial ScopeMeter® (40MHz)
Fluke 124/S	Industrial ScopeMeter® (40MHz) + SCC120 kit
Fluke 125	Industrial ScopeMeter (40 MHz)
Fluke 125/S	Industrial ScopeMeter (40 MHz) + SCC120 kit
SCC120	FlukeView® Software + OC4USB Cable + Carrying Case
OC4USB	USB Interface Cable
PM9080	RS-232 Interface Cable
DP120	Differential Voltage Probe
ITP120	Isolated Trigger Probe
SW90W	FlukeView Software
BHT190	Set of 3 break-out adapters (Fluke 125)



Connect-and-View captures even the most complex motor drive signals.



Bus Health mode allows for an analysis of the signal quality on an industrial network.

See page 72 for specifications.

### Recommended Accessories



SCC120



C125  
See page 118



DP120  
See page 76



OC4USB  
See page 76



SCC128  
See page 113

# ScopeMeter® 190C Series (incl. 225C and 215C)

FLUKE®

## Speed, performance and analysis power



Fluke 199C

For more demanding applications, the ScopeMeter 190C Series high performance oscilloscopes offer specifications usually found on top-end bench instruments. With up to 200 MHz bandwidth, 2.5 GS/s real-time sampling and a deep memory of 27500 points per input they're ideal for engineers who need the full capabilities of a high performance oscilloscope in a handheld, battery powered instrument.

- Dual input – 60, 100 or 200 MHz models
- Up to 2.5 GS/s real time sampling per input
- Bus Health Test capability for industrial buses, including Profi, Foundation, ModBus and many more (225C and 215C)
- High resolution color display
- High waveform resolution of max. 3000 datapoints per channel
- Digital Persistence for analyzing complex dynamic waveforms like on an analog scope
- Fast display update rate (> 100/sec) for seeing dynamic behavior instantaneously
- Connect&View™ automatic triggering, a full range of manual triggering modes plus external triggering.
- Automatic capture and replay of 100 screens
- 27500 points per input record length using ScopeRecord mode
- Up to 1000 V independently floating isolated inputs
- Waveform reference for visual comparisons and automatic pass/fail testing of waveforms
- $V_{pwm}$  function for motor drive and frequency inverter applications.
- Waveform mathematics: Add, Subtract and Multiply
- Frequency Spectrum Analysis using FFT
- X-vs-Y mode (Lissajous display) for study of signal relationships
- Cursors, zoom and real-time clock
- 30 automatic waveform measurements
- Over 3.5 hours rechargeable Ni-MH battery pack
- Includes a 5000 count true-RMS multimeter and a TrendPlot™ paperless recorder



### Bus Health Test (225C and 215C)

Bus Health Test analyses the electrical signals on an industrial bus or network and gives a clear “Good”, “Weak” or “Bad” validation mark for each of the relevant parameters, presented next to the actual measurement value.

The Fluke 225C and 215C can make the signal quality validation as soon as electrical signals are passed along the network, without looking at the data content. They find errors like improper cable connections, bad contacts, incorrect grounding and missing or superfluous terminators.



### Automatic capture and replay of 100 screens

Scope users know how frustrating it is to see a one time anomaly flash by, never to be seen again. Not with the ScopeMeter 190C Series! Now you can look back in time with a touch of the replay button. In normal use, the instrument continuously memorizes the last 100 screens. Each time a new screen is acquired, the oldest is discarded. At any moment you can “freeze” the last 100 screens and scroll through picture-by-picture or replay as a ‘live’ animation. Cursors can be used for further analysis. You can even use the advanced trigger capabilities to capture up to 100 specific events. Two sets of 100 captured screens with individual time stamps can be stored for later recall or download to a PC.



Fluke 196C



Fluke 192C



Fluke 225C



Fluke 215C

### ScopeMeter for medical imaging and video test applications

For tests on such systems, an optional configuration is available. Please check the Fluke website for further details.




On all inputs

# ScopeMeter® 190C Series (incl. 225C and 215C)

FLUKE®

## See dynamic signal behavior instantaneously

The Digital Persistence mode helps to find anomalies and to analyze complex dynamic signals by showing the waveforms amplitude distribution over time using multiple intensity levels and user selectable decay time - it's as if you're looking at the display of an analog, real time oscilloscope! A fast display update rate reveals signal changes instantaneously, useful for instance when making adjustments to a system under test.

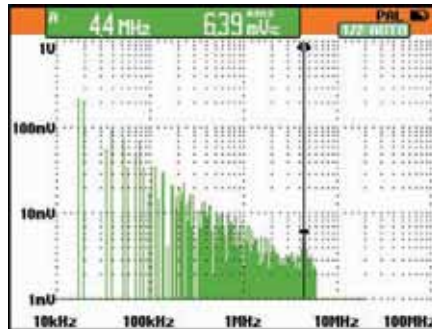


Pulse width fluctuations are clearly visible using Digital Persistence

## Frequency Spectrum Analysis 190C

All 190C Color ScopeMeters include Frequency Spectrum Analysis on Fast Fourier Transformation (FFT) analysis as a standard feature.

This makes it possible to identify the individual frequency components contained in a signal. The spectrum analysis function is also handy to reveal the effects of vibration, signal interference or crosstalk. An automatic window function assures optimal windowing, although you may manually select your preferred time window.

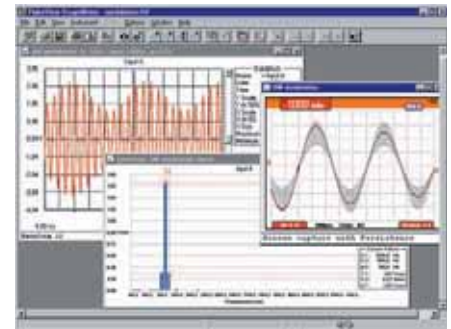


Frequency Spectrum shows an overview of frequencies contained in a signal.

## FlukeView® Software for documenting, archiving and analysis

FlukeView® for Windows® helps you get more out of your ScopeMeter by:

- Documenting - transfer waveforms, screens and measurement data from the ScopeMeter to a PC. Print or import the data into your report
- Archiving - create a library of waveforms with your comments for easy reference and comparison
- Analysis - use cursors, perform spectrum analysis or export data to other analysis programs



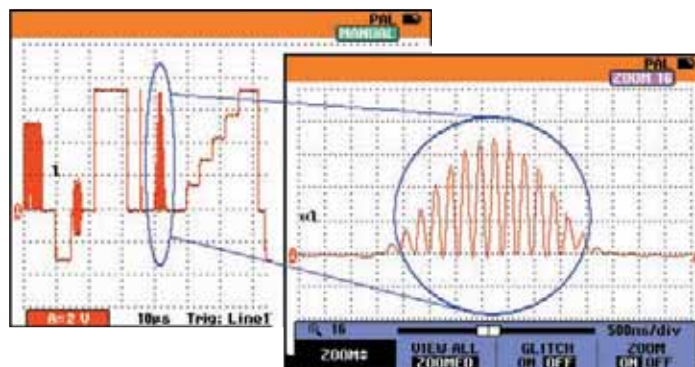
FlukeView Screen

## Included Accessories

BC190 Battery Charger  
BHT190 Set of 3 break-out adapters (225C/215C)  
BP190 NiMH Battery Pack  
VPS210-G + VPS210-R Voltage Probe  
TL75 Hard Point Test Lead Set  
user's manual (CD-Rom), Getting Started Booklet

## Ordering Information

Fluke 192C	Color ScopeMeter (60 MHz, 500 MS/s)
Fluke 196C	Color ScopeMeter (100 MHz, 1 GS/s)
Fluke 199C	Color ScopeMeter (200 MHz, 2.5 GS/s)
Fluke 215C	Color ScopeMeter with Bus Health Test (100 MHz, 1 GS/s)
Fluke 225C	Color ScopeMeter with Bus Health Test (200 MHz, 2.5 GS/s)
Fluke 192C/S	192C + SCC191 kit option
Fluke 196C/S	196C + SCC191 kit option
Fluke 199C/S	199C + SCC191 kit option
Fluke 215C/S	215C + SCC191 kit option
Fluke 225C/S	225C + SCC191 kit option
SCC190	SW90W FlukeView Software, OC4USB cable, C190 briefcase style carrying case
SCC191	SW901W FlukeView Software, OC4USB cable, industrial style carrying case
C190	Briefcase style carrying case
SW90W	FlukeView Software



Thanks to the deep memory, very small parts of the waveform can be studied in full detail using "zoom".

See page 72 for specifications.

## Recommended Accessories



ScopeMeter SCC191

Scopemeter SCC190

C195  
See page 118

OC4USB  
See page 76

SCC198  
See page 113

# ScopeMeter® Accessories

## ScopeMeter probes



VPS40



VPS210-R series



VPS210-G series



DP120



PM8918/301

Description	VPS40	VPS210-R		VPS210-G		VPS220-R		VPS220-G		VPS101	DP120	PM8918/301
	Voltage Probe Set	Voltage Probe Set		Voltage Probe Set		Voltage Probe Set		Voltage Probe Set		Voltage Probe Set	Differential Probe Set	Low Pass Filter Probe
Number and color	One Black	1 Red	1 Grey	1 Red	1 Grey	1 Red	1 Grey	1 Red	1 Grey	1 Black	Red & Grey	One Blue
Attenuation	10:1	10:1		10:1		100:1		100:1		1:1	200:1, 20:1	10:1
Bandwidth DC-MHz	40	200 MHz		200 MHz		200 MHz		200 MHz		30 MHz	20	4 kHz
Length (m)	1.2	1.2 m		2.5 m		1.2 m		1.2 m		1.2 m	1.5	2.5
EN 61010-2 CAT II	1000 V	1000 V		1000 V		1000 V		1000 V		-	1000 V	-
EN 61010-2 CAT III	600 V	600 V		600 V		600 V		600 V		300 V	600 V	600 V
ScopeMeter 190 Series		●	●	●	●	●	●	●	●	●	●	●
ScopeMeter 120 Series	●			●	●						● <sup>1)</sup>	● <sup>1)</sup>

1) Using BB 120



PM9091/9092



PM9081



PM9082




PM9093

	PM9091	PM9092	PM9081	PM9082	PM9093
Description	50 Ω BNC cable set (1Red, 1Grey, 1Black)	50 Ω BNC cable set (1Red, 1Grey, 1Black)	Dual Banana plug male to female BNC	Dual Banana jack female to male BNC	Male BNC to dual female BNC
Length	1.5 m	0.5 m			
EN 61010-2 CAT III	300 V	300 V	600 V	600 V	600 V
ScopeMeter 190 Series	●	●	●	●	●
ScopeMeter 120 Series	● <sup>1)</sup>	● <sup>1)</sup>	●	● <sup>1)</sup>	● <sup>1)</sup>

1) Using BB 120



RS200



AS200-R



OC4USB



PM9080



PM9090

RS200	Probe Accessory Replacement Set for VPS Series Probes
AS200-R	Probe Accessory Set, Red for VPS Series Probes
AS200-G	Probe Accessory Set, Grey for VPS Series Probes
PM9080	Optical Interface Adapter Cable for serial port
OC4USB	Optical Interface Adapter Cable for USB Port
PM9090	Probe Pin Grabber Flexible Clip for VPS Series Probes
PM9094	Mini Testhook Set for PM8918 Probes
PAC91	Printer Adapter Cable

Battery Packs	
BP120MH	NiMH Battery Pack for 120 Series + 43B
BP190	NiMH Battery Pack for 190 + 430 Series

All accessories have a one year warranty










# Power Quality Tools and Power Analyzers

We offer an extensive range of power quality test tools for troubleshooting, predictive maintenance and long-term recording in industrial and utility applications. For the development and test of electrical equipment, our high-precision power analyzers enable easy and reliable use in the field or as a bench unit in test laboratories.



# Power Quality Selection Guide

## Power quality tools help pinpoint problems fast

	VR1710	Single phase	43B	430	1735	Three phase	1740	1750	1760
									
<b>Basic measurements</b>									
RMS voltage	●	●	●	●	●	●	●	●	●
RMS Current	●	●	●	●	●	●	● (not 1743)	●	●
<b>Energy studies</b>									
Measure V, I, kW, Cos/DPF, kWhr	●	●	●	●	●	●	●	●	●
Measure MIN/MAX and AVG values	●	●	●	●	●	●	●	●	●
10 day logging	●	●	●	●	●	●	●	●	●
Energy aggregation	●	●	●	●	●	●	●	●	●
Utility meter pulse input	●	●	●	●	●	●	●	●	●
Energy Loss (Eff, kW, Reactive kVAR, Unbalance kVAR, Distortion kVAR, Neutral kVAR)	●	●	●	●	●	●	●	●	●
<b>Basic harmonics study</b>									
THD measurement (V & I)	●	●	●	●	●	●	●	●	●
Harmonics 1 to 25 for V & I	●	●	●	●	●	●	●	●	●
Tabular values	●	●	●	●	●	●	●	●	●
Neutral current measurement	●	●	●	●	●	●	●	●	●
Crest factor	●	●	●	●	●	●	●	●	●
<b>Advanced harmonics study</b>									
Full harmonic spectrum	●	●	●	●	●	●	●	●	●
Power harmonics	●	●	●	●	●	●	●	●	●
Harmonics 1 to 50 and dc	●	●	●	●	●	●	● (no DC)	●	●
k-factor	●	●	●	●	●	●	●	●	●
%Fundamental and %RMS	●	●	●	●	●	●	●	●	●
<b>Basic Industrial PQ Troubleshooting</b>									
Oscilloscope function	●	●	●	●	●	●	●	●	●
Voltage dips and swells	●	●	●	●	●	●	●	●	●
Phasor diagram	●	●	●	●	●	●	●	●	●
Trend recording	●	●	●	●	●	●	●	●	●
Inrush current	●	●	●	●	●	●	●	●	●
<b>Advanced industrial PQ troubleshooting</b>									
Comprehensive logging capability	●	●	●	●	●	●	●	●	●
Transient capture	●	●	●	●	●	●	●	●	●
Flicker	●	●	●	●	●	●	●	●	●
EN50160 analysis	●	●	●	●	●	●	●	●	●
Complex System interaction event capture (manual threshold setting)	●	●	●	●	●	●	●	●	●
Random/variable system event capture (Adaptive threshold setting)	●	●	●	●	●	●	●	●	●
<b>Utility PQ benchmarking</b>									
Phase sequence components	●	●	●	●	●	●	●	●	●
Interharmonics	●	●	●	●	●	●	●	●	●
Mains signaling	●	●	●	●	●	●	●	●	●
IEC61000-4-30 Class A	●	●	●	●	●	●	●	●	●
<b>Software</b>									
PowerLog	●	●	●	●	●	●	●	●	●
PQLog	●	●	●	●	●	●	●	●	●
Power Analyze	●	●	●	●	●	●	●	●	●
PQ Analyze	●	●	●	●	●	●	●	●	●
FlukeView Forms	●	●	●	●	●	●	●	●	●



### VIDEO

Power Quality in Industrial Applications  
 Covers the basics of power quality and looks at the tools and inspection techniques used to troubleshoot common problems.

Go to [www.fluke.co.uk/pq](http://www.fluke.co.uk/pq) or [www.fluke.eu/pq](http://www.fluke.eu/pq) to see the video

# VR1710 Single-Phase Voltage Quality Recorder

FLUKE®



Fluke VR1710



Fluke VR1710 and included accessories

## Easy-to-use solution for detecting and recording voltage quality problems

The Fluke VR1710 is a single-phase, plug-in voltage quality recorder that provides fast and easy recording of voltage trends, dropouts, harmonics and general power quality including dips and surges to help maintenance and facilities management personnel easily pinpoint the root cause of voltage problems. Voltage quality parameters including RMS average, transients, flicker, and harmonics up to the 32nd are recorded using a user-selected average period from 1 second to 20 minutes.


- Clear graphical summary of data and quick overview of key power quality parameters
- Get the complete picture with Min, Max, Average RMS values (1/4 cycle) with time stamps
- See the detailed with actual transient display (> 100 µs) with time stamp
- Comprehensive analysis of Individual harmonic and THD values with trends

## Applications

- **Voltage recording** – Monitors and records supply voltage; measures RMS average, minimum and maximum values, and checks whether the socket outlet is providing voltage within tolerance.
- **Distortion measurement** – Measure frequency and harmonics; check whether the distorting loads (UPS systems, drives, etc.) are affecting your other equipment.
- **Flicker measurement** – Quantify the affects of switching loads on lighting systems.
- **Voltage transients** – Capture those intermittent, momentary events that may be affecting your equipment; the full waveform is captured with date, timestamp, and duration.

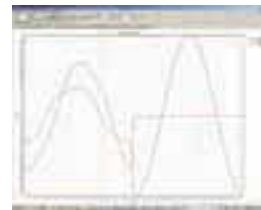


Includes PowerLog software




**PowerLog Setup** – Simple set up of internal clock, logging periods, and intervals with default values for quick results.

**PowerLog View** – Data presentation showing RMS voltage and harmonic trends, actual transients, summary information and statistics in accordance with EN50160.



**Actual transient display (> 100 µs) with time stamp** – Quickly identify issues with included graphical software.



**Statistical analysis of voltage event** – reduces analysis time by tracking event quantities and magnitudes.

## Specifications

(Check the Fluke web for detailed specifications)

Operating voltage	70 V to 300 V
Min/Max/Avg RMS value	Resolution 0.125 V
Number of events	175,000
Dips/Interruptions	Yes
Time resolution	5 ms
Voltage resolution)	0.125 V
Over-voltages	Yes
Frequency	Yes
Harmonics measurement	EN 61000-4-7 (up to 32nd)
Flicker measurement	EN 61000-4-15
Number of recording channels	1 Phase to Neutral 2 Phase/Neutral to Ground
Recording time	1 day to 339 days depending on average time from 1 second to 20 minutes
Transients	Yes (> 100µs)
Frequency range	50 Hz ± 1 Hz and 60 Hz ± 1 Hz
Safety category rating	CAT II 300 V

### Included Accessories

Plug-in Fluke VR1710, USB cable, PowerLog software CD, universal power cord adapters.

### Ordering Information

Fluke VR1710 Voltage Quality Recorder

**Display:** LED  
**Size (HxWxD):** 23 x 19.75 x 22.2 cm

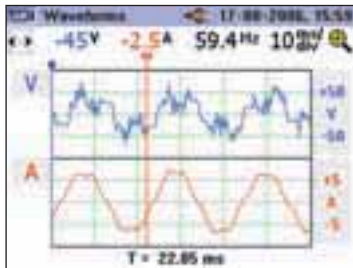
**Weight:** 0.8 kg  
**Two years warranty**

# 345 Power Quality Clamp Meter

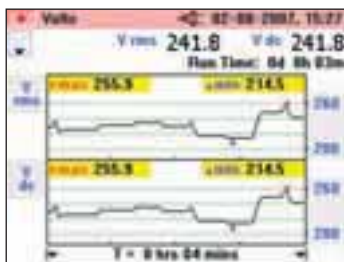
FLUKE®



Fluke 345



View waveforms for equipment checking and setup



Log parameters over time to track down intermittent faults



## The ideal troubleshooting tool for modern electrical loads

The Fluke 345 measures a wide range of electrical parameters for troubleshooting power disturbances in single- and three-phase electrical loads. With a bright color display to see waveforms and trends, a low-pass filter to remove high frequency noise, and a high EMC immunity design, the Fluke 345 is ideal for measurements on switching loads such as variable speed drives, electronic lighting and UPS systems.

- **High safety rating:** 600V CAT IV / 1000V CAT III rated for use at the service entrance
- **ac/dc current measurements:** Clamp-on measurement of ac peak and dc current up to 2000 A without breaking the circuit
- **Harmonic analysis:** Analyze, display and log harmonics up to the 30th harmonic (40th harmonic for 15 Hz to 22 Hz)
- **Verify batteries:** Direct measurement of dc ripple (%) for battery and dc systems

## Specifications

(Check the Fluke web for detailed specifications)

<b>Current measurement</b>	
DC, DC rms, AC rms	All measurements DC and 15 Hz to 1 kHz. Maximum overload 10,000 A or RMS x frequency < 400,000. Amps rms is a true rms measurement (AC + DC).
Measuring range	0 - 2000 A dc or 1400 AC rms
Harmonics	All measurements up to 30th harmonic (40th harmonic for 15 Hz to 22 Hz); Frequency range F0 : 15 Hz to 22 Hz and 45 Hz to 65 Hz; Iacrms > 10A
<b>Voltage measurement</b>	
DC, DC rms, AC rms	All measurements DC and 15 Hz to 1 kHz. Maximum overload 1,000 V rms. Volts rms is a true-rms measurement (AC + DC).
Measuring range	0 - 825 V DC or AC rms
Harmonics	All measurements up to 30th harmonic; Frequency range F0 : 15 Hz to 22 Hz and 45 Hz to 65 Hz; Vacrms > 1V
<b>Watts measurement (single- and three-phase)</b>	DC, DC rms, AC rms
Measuring range	0 - 1650 kW DC or 1200 kW ac
<b>VA measurement (single- and three-phase)</b>	DC, DC rms, AC rms
Measuring range	0 - 1650 kVA DC or 1200 kVA ac
<b>VAR measurement (single- and three-phase)</b>	
Measuring range	0 - 1250 kVAR
<b>Power factor (single- and three-phase)</b>	
Measuring range	0.3 cap...1.0... 0.3 ind (72.5° cap...0°... 72.5° ind)
<b>Displacement power factor</b>	
Measuring range	0.3 cap ... 1.0 ... 0.3 ind (72.5° cap ... 0° ... 72.5° ind)
<b>Kilowatt Hour (kWhr)</b>	
Measuring range	40,000 kWhr
<b>Scope function</b>	
Time base	2.5 ms, 5 ms, 10 ms, 25 ms, 50 ms/div
<b>Current management:</b>	
Ranges	10 A/20 A/40 A/100 A; 200 A/400 A/1000 A/2000 A
<b>Voltage measurement:</b>	
Ranges	4 V/10 V/20 V/40 V/100 V; 200 V/400 V/1000 V
<b>Inrush current function</b>	All measurements dc and 15 Hz to 1 kHz
Ranges	40, 400 and 2000 A
<b>Memory</b>	Up to 50 screen shots and over 150,000 individual measurement values

**Power supply:** 1.5 V Alkaline AA MN 1500 or IEC LR6 x 6 Battery

**Battery life (typical):** >10 hours (backlight on full); >12 hours (backlight reduced)

**Safety:** IEC 61010-1 600 V CAT IV, 1000V CAT III (maximum input phase-phase 825V rms) double or reinforced insulation, pollution degree 2

**Protection:** IP40; EN60529

**Operating temperature:** 0 °C to 50 °C

**Display:** Color transmissive LCD 320 x 240 pixels (70 mm diagonal) with 2 level backlight

**Digital output:** USB interface to a PC

**Size (HxWxD):** 300 mm x 98 mm x 52 mm

**Jaw opening:** 60 mm

**Jaw capacity:** 58 mm diameter

**Weight (including batteries):** 0.82 kg

**Two Year Warranty**

## Included Accessories

Soft carrying case, Power Log software, Test probes, Test leads, Alligator clips, International ac adapter / battery eliminator, Printed English User manual, Multi-language manual on CD

## Ordering Information

Fluke 345 Power Quality Clamp Meter

## Recommended Accessories



TLK291  
See page 111



TP220  
See page 111



AC220  
See page 112



TP1  
See page 111



C550  
See page 118

# 43B Single-phase Power Quality Analyzer

FLUKE®

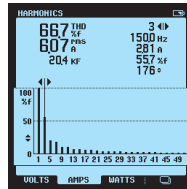


Fluke 43B

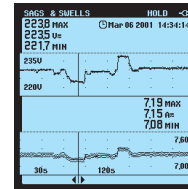
## The perfect tool for tracking down single-phase power-related problems

The Fluke 43B is the choice for diagnosing and troubleshooting power quality and general equipment failures. Ease of use thanks to menu selection of the power modes, it combines the

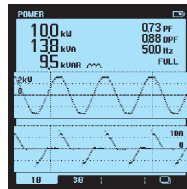
capabilities of a power quality analyzer, a 20 MHz oscilloscope, a multimeter and a data recorder in a single instrument.




- Voltage, current, and power harmonics
- Up to 51st harmonic
- Total harmonic distortion (THD)
- Phase angle of individual harmonics



- Continuously measure volts and amps on a cycle-by-cycle basis for up to 16 days
- Use cursors to read time and date of sags and swells



- Watts, power factor, COS φ, VA and VAR
- Voltage and current waveforms



- Connect-and-View™ scope for quick waveform display
- View voltage and current channels simultaneously



On all inputs



True RMS

## Specifications

(Check the Fluke web for detailed specifications)

Menu items	Measurements	Ranges	Accuracy
Volts/Amps/Hz	Volts	5,000 V - 1250 V	±(1%+10)
	Amps	50.00A - 50.00 kA	±(1%+10)
	Mains frequency	40.0 - 70.0 Hz	±(0.5%+2)
	CF Crest Factor	1.0 à 10.0	±(5%+1)
Power	Watts, VAR, VA	250 W - 1.56 GW	±(4%+4)
	PF, DPF, COS φ	0.25 W-0.9 0.90-1.00	±0.04 ±0.03
Harmonics	Volts	1 st to 51 st harmonic	±(3%+2) to ±(15%+5)
	Amps	1 st to 51 st	±(3%+8) to ±(15%+5)
	Watts	1 st to 51 st	±(5%+2) to ±(30%+5)
Sags & Swells	Voltage and Current	4 min-16 days selectable	±(2%+10)
		Transient Capture	± 5% of full scale
Inrush Current	40 ns pulse width	Select 20/50/100/200% above or below line voltage	
	Up to 40 transients		
Ohms/Continuity/Capacitance	1 sec. to 5 min selectable	1 A to 1000 A	± 5% of full scale
	Ohms	500.0 Ω to 30.00 MΩ	± (0.6%+5)
Temperature (with accessory)	Capacitance	50.00 nF to 500.0 μF	± (2%+10)
	°C	-100.0°C to 400.0°C	± (0.5%+5)
Scope	°F	-200.0°F to 800.0°F	
	DC, AC, AC+DC, peak, peak-peak, Hz, duty cycle, phase, pulse width, crest factor	Sampling rate: 25 MS/sec	
		Bandwidth: Voltage BW (Channel 1) 20 MHz Current BW (Channel 2) 15 kHz	
Screen saves	All functions	20 screens	
Recording	V/A/Hz, Power, Harmonics, Ω/Cap, Temperature, Scope	4 min - 16 days selectable	Select any two parameters display mode in each

### Included Accessories

TL224 test lead set, AC220 alligator clip set, TP4 test probe set, BP120MH rechargeable battery pack, BB120 shielded BNC adapter, PM8907 line adapter/charger, i400s AC current clamp, AB200 alligator clip set, TP1 test probe set, C120 hand carrying case, OC4USB interface cable, SW43W FlukeView software, VPS 40 voltage probe, Fluke 61 IR thermometer, user and application manual.

### Ordering information

Fluke 43B Power Quality Analyzer (single-phase)

**Battery life:** Rechargeable Ni-MH pack (charger included), 6 hrs typical (continuous)

**Shock & Vibration:** Mil 28800E, Type 3, Class III, Style B.

**Operating temperature:** 0°C to 50°C; Case: IP51 (dust, drip, waterproof)

**Size (HxWxD):** 232 mm x 115 mm x 50 mm; Weight: 1.1 kg

**Three Years Warranty**

### Recommended Accessories



i2000flex  
See page 114

i1000s  
See page 114

80TK  
See page 116

PAC91  
See page 76

# 430 Series Three-phase Power Quality Analyzers

FLUKE®



Fluke 435



Fluke 434



On all inputs



True RMS

Volts/Reps/Hertz

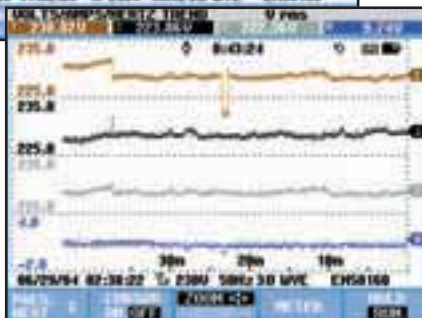
4:15:04

	L1	L2	L3	N
U rms	230.80	223.86	222.38	9.74
U pk	324.8	326.0	316.0	17.3
CF	1.41	1.46	1.42	1.78
Hz	49.994			

	L1	L2	L3	N
I rms	286	275	282	2.2
I pk	427	421	424	4.0
CF	1.49	1.53	1.50	1.79

08/15/04 11:02:05 300V 50Hz 30 WVE ENS160



## Pinpoint power quality problems faster, safer and in greater detail

The Fluke 435 and 434 three-phase power quality analyzers help you locate, predict, prevent and troubleshoot problems in power distribution systems. These easy-to-use handheld tools have many innovative features to give you the details to pinpoint problems faster and safer.

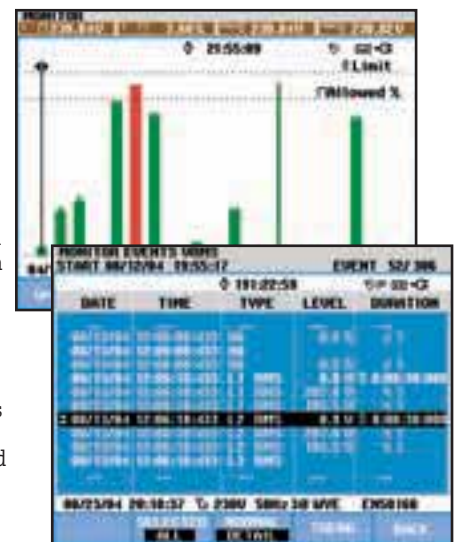
- Complete three-phase troubleshooting tool: measures virtually every power system parameter: voltage, current, frequency, power, power consumption (energy), unbalance and flicker, harmonics and inter-harmonics. Captures events like dips and swells, transients, interruptions and rapid voltage changes.
- The Fluke 435 features 0.1 percent voltage accuracy making it fully compliant with the IEC 61000-4-30 Class A standard
- Logger: record the detail you need. Detailed, user-configurable long-time recording gives you the MIN, MAX and AVG readings of up to 100 parameters on all 4 phases with selectable averaging time down to 0.5 seconds. Enough memory is available to record 400 parameters with 1 minute resolution for up to a month.
- Four channels: simultaneously measures voltage and current on all three phases and neutral.
- AutoScaling: easier trend analysis with automatic scaling of the vertical axis you will always use the full display to view the waveforms.
- Automatic transient display: captures up to 40 dips, swells, interruptions or transients automatically.
- Meets the stringent 600 V CAT IV, 1000 V CAT III safety standard required for measurements at the service entrance.
- Rugged, handheld instrument operates for more than 7 hours on included rechargeable NiMH battery pack. Menu-driven interface simplifies operation.
- Extensive data analysis possibilities. Cursors and zoom can be used 'live' while taking the measurements, or 'offline' on stored measurement data. The stored measurements can also be transferred to a PC with FlukeView software (included with Fluke 435 and 434).
- The Fluke 435 comes with Power Log software to analyse recorded data and to create reports.
- Complete package includes everything to get started: 4 current clamps, 4 flex clamps with Fluke 435, 5 voltage test leads and clips, line adapter/battery charger and hard case.
- Complies with IEC 61000-4-30 measurement standards.

## AutoTrend - Quickly see the trend

Unique AutoTrend gives you fast insight into changes over time. Every displayed reading is automatically and continuously recorded without having to set up threshold levels or interval times, or having to manually start the process. You can quickly view trends in voltage, current, frequency, power, harmonics or flicker on all three phases plus neutral. And you can analyze the trends using the cursors and zoom function - even while background recording continues.

## SystemMonitor - Check performance against EN50160 with ease

With a single push of a button, the unique System-Monitor gives you an overview of power system performance, and checks the compliance of incoming power to EN50160 limits or to your own custom specifications. The overview is shown on a single screen, with color-coded bars clearly indicating which parameters fall outside the limits.

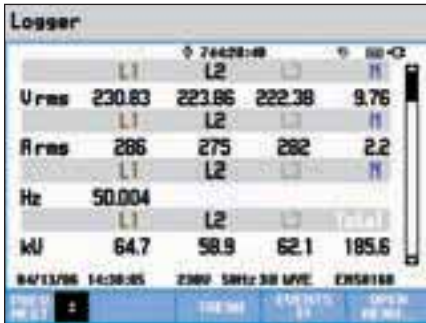


The System-Monitor overview screen gives instant insight into whether the voltage, harmonics, flicker, frequency and the number of dips and swells fall outside the set limits. A detailed list is given of all events falling outside the set limits.

AutoTrend automatically records all displayed parameters in the background.

# 430 Series Three-phase Power Quality Analyzers


FLUKE®



Logging function allows you to customize measurement selections and provides instantaneous analysis of user-selectable parameters.



Measure and record power (W), VA and VARs. The 434 and 435 add the ability to record energy consumption.



Track harmonics up to the 50th, and measure and record THD in accordance with IEC61000-4-7 requirements



Fluke 435 with flex clamps

## Specifications

(Check the Fluke web for detailed specifications)

Inputs	Number of inputs	4 voltage and current (3 phases + neutral)	
	Maximum input voltage	1000 Vrms (6kV Peak)	
	Maximum sampling speed	200 kS/s on each channel simultaneously	
Volt/Amps/Hertz	Vrms (AC+DC)	1...1000 V	± 0.1% of nominal voltage
	Vpk	1...1400 V	5% of Vnom
	Crest factor, voltage	1.0 ... > 2.8	± 5%
	Arms (AC+DC)	0...20,000 A	± 0.5% ± 5 counts
	Apeak	0 - 5500 A	5%
	Crest factor, A	1 ... 10	± 5%
Dips and swells	Vrms (AC+DC)²	42.50 ... 57.50 Hz	± 0.01Hz
	Arms (AC+DC)²	0.0% ... 100% of Vnom	± 0.2% of nominal voltage
Harmonics	Harmonic (interharmonic) (n)	0 ... 20,000 A¹	± 1% ± 5 counts
	Vrms	DC, 1.50; (Off, 1.49) measured according to IEC 61000-4-7	
	Arms	0.0 ... 1000 V	± 0.05% of nominal voltage
	Watts	0.0 ... 4000 mV x clamp scaling	± 5% ± 5 counts
	DC voltage	depends clamp scaling and voltage	± 5% ± n x 2% or reading, ± 10 counts
	THD	0.0 ... 1000 V	± 0.2% of nominal voltage
	Hz	0.0 ... 100.0 %	± 2.5% V and A (± 5% Watt)
Power and Energy	Hz	0 ... 3500 Hz	± 1 Hz
	Phase angle	-360° ... +360°	± n x 1.5°
	Watt, VA, VAR	1.0 ... 20.00 MVA¹	± 1% ± counts
	kWh, kWh, kVARh	00.00 ... 200.0 GVAh¹	± 1.5% ± 10 counts
Flicker	Power Factor/ Cos φ / DPF	0...1	± 0.03
	Pst (1min), Pst, Plt, PFS	0.00 ... 20.00	± 5%
Unbalance	Volts	0.0 ... 5.0%	± 0.5%
	Current	0.0 ... 20%	± 1%
Transient capture	Volts	± 6000 V	± 2.5% of Vrms
	Minimum detect duration	5 μs (200 kS/s sampling)	
Inrush mode	Arms (AC+DC)	0.000 ... 20.00 kA¹	± 1% of meas ± 5 counts
	Inrush duration (selectable)	7.5 s ... 30 min	± 20 ms (From = 50 Hz)
AutoTrend recording	Sampling	5 readings/sec continuous sampling per channel	
	Memory	1800 min, max and avg points for each reading	
	Recording time	Up to 450 days	
	Zoom	Up to 12x horizontal zoom	
Memory	Screens & data	50, shared memory divided between logging, screens and data sets	
Standards	Measurement methods used	IEC61000-4-30 class A; EN50160; IEC 61000-4-15; IEC 61000-4-7	

¹ depending clamp scaling

² Value is measured over 1 cycle, commencing at a fundamental zero crossing, and refreshed each half-cycle

**Battery life:** > 7 hours with rechargeable NiMH (installed); **Battery charging time:** 4 hours typical

**Safety:** EN61010-1 (2nd edition) pollution degree 2; 1000 V CAT III / 600 V CAT IV

**Case:** Rugged, shock proof with integrated protective holster, IP51 (drip and dust proof)

**Shock:** 30 g; **Vibration:** 3g according to MIL-PRF-28800F Class 2

**Operating temperature:** 0°C to +50°C

**Size (HxWxD):** 256 mm x 169 mm x 64 mm; **Weight:** 1.1 kg

**Three Years Warranty**

## Included Accessories

Fluke 435/434: Hard carrying case C430 (434)/ Water-tight hard case with rollers C435 (435)

4 current clamps, i400s, CAT IV 600 V (Fluke 434)

4 current clamps, i430-Flex-4pk, CAT IV 600 V (Fluke 435)

5 Test leads, 4 black, 1 green  
Battery Charger Eliminator, BC430

FlukeView Software, SW43W

Power Log Software (435)

Optical Cable for USB, OC4USB

Color localization set, WC100

Getting Started printed

User Manual (CD-ROM)

Basic versions: Excl. current clamps

## Ordering information

Fluke 435/Basic Power Quality Analyzer (three phase)

Fluke 435 Power Quality Analyzer (three phase)

Fluke 434/Basic Power Quality Analyzer (three phase)

Fluke 434 Power Quality Analyzer (three phase)

Fluke 434/LOG Logger Upgrade Kit: Adds the Logger Function of the 435 to the 434

OC4USB Serial Interface Adapter/ Cable (USB)

PM9080 Serial Interface Adapter/ Cable (RS232)

GPS430 GPS sync module for 430 Series

## Recommended Accessories



GPS430



i430-flex-4pk  
See page 88



i5sPQ3  
See page 88



i1000s  
See page 144



OC4USB  
See page 76

See page 88 for power quality current clamps

# 1735 Power Logger



Fluke 1735



View recorded data in simple graphs and tables with Fluke Power Log software.



Customize the report generator to easily generate professional looking reports.



## Included Accessories

FS17XX 4-phase flexible current clamp set, VL1735/1745 voltage lead set, Power Log software, color localization set, PC interface cable, international ac adapter, BC1735 battery charger, soft carrying case, printed English manual and multi-language manual on CD.

## Ordering Information

Fluke 1735 Power Logger

## Performs electrical load studies, energy consumption testing, and general power quality logging

The Fluke 1735 Power Logger is the ideal tool for electricians and maintenance technicians for conducting energy studies and basic power quality logging. The 1735 is easy to set up with its color display and four included flexible current probes.

The 1735 logs most electrical power parameters, harmonics and captures voltage events. View graphs and generate reports with the included Fluke Power Log software.

- Record power and associated parameters for up to 45 days
- Monitor maximum power demand over user-defined averaging periods
- Prove the benefit of efficiency improvements with energy consumption tests
- Measure harmonic distortion caused by electronic loads
- Improve reliability by capturing voltage dips and swells from load switching
- Confirm instrument setup easily with color display of waveforms and trends



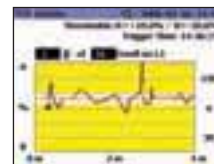
Conduct load studies for up to 45 days and view saved data on-screen or on a computer.



Access voltage and current harmonics up to the 50th.



Quantify energy consumption quickly on-screen or log to memory for extended periods.



Capture voltage events using user-defined thresholds.

## Specifications

(Check the Fluke web for detailed specifications)

Volts rms	V-rms wye measurement ranges: 57 V/66 V/110 V/120 V/127 V/220 V/230 V/240 V/260 V/277 V/347 V/380 V/ 400 V/417 V/480 V AC V-rms delta measurement ranges: 100 V/115 V/190 V/208 V/220 V/380 V/400 V/415 V/450 V/480 V/600 V/660 V/ 690 V/720 V/830 V AC
Amps rms	Flexi set measurement range: 15 A/150 A/3000 A rms (at sine) Current clamp measurement range: 1 A/10 A
Frequency	Measurement range: 46 Hz to 54 Hz and 56 Hz to 64 Hz
Harmonics and THD	To 50th harmonic (< 50 % of nom)
Power measurement (P - Active, S - Apparent, Q - Reactive, D - Distorting)	Measuring range: see V-rms and A-rms measurement ranges
Energy Measurement (kWh, KVAh, KVARh)	Measuring range: see V-rms and A-rms measurement ranges
PF (Power factor)	0.000 to 1.000
Events	Detection of voltage dips, voltage swells and voltage interruptions with a 10 ms resolution and measuring error of the half period sine wave of rms.
<b>General</b>	
Memory	4 MB Flash memory, 3.5 MB for measuring data
Sample rate	10.24 kHz
Line frequency	50 Hz or 60 Hz, user-selectable, with automatic synchronization

**Display:** VGA Graphic Color transmissive displays 320 x 240 pixels with additional background lighting and adjustable contrast, text and graphics in color  
**Interface:** RS-232 SUB-D socket; 115.2 k Baud, 8 data bits, no parity, 1 stop bit, firmware updates are possible with the RS-232 interface (9-pole extension cable)  
**Housing:** IP65; EN60529 (refers only to the main housing without the battery compartment)

**Power supply:** NiMH battery-pack, with AC adapter (15 V to 20 V/0.8 A)  
**Battery Life:** Typical > 16 hours without backlight and > 6 hours with backlight high  
**Operating temperature:** 0°C to +40°C  
**Size (HxWxD):** 240 mm x 180 mm x 110 mm  
**Weight:** 1.7 kg, including battery  
**Two Year Warranty**

## Recommended Accessories

See page 88 for power quality current clamps

# 1740 Series Three-Phase Power Quality Loggers Memobox



The included PQ Log software helps you to quickly identify the root cause of a disturbance.

## Assess power quality and conduct long-term studies with ease

Compact, rugged and reliable, the Fluke 1740 Series three-phase power quality loggers are everyday instruments for technicians who troubleshoot and analyze power distribution systems. Capable of simultaneously logging up to 500 parameters for up to 85 days and capturing events, the Fluke 1740 Series helps uncover intermittent and hard-to-find power quality issues. There are three models to choose from to meet your basic or advanced power logging needs.

**Fluke 1743:** IP65 waterproof monitor for logging the most common power parameters including V, A, W, VA, VAR, PF, energy, flicker, voltage events and THD.

**Fluke 1744:** Includes the same features as the Fluke 1743. In addition to common power parameters, the Fluke 1744 also measures voltage and current harmonics, interharmonics, mains signaling, unbalance, and frequency.

**Fluke 1745:** Advanced IP50 power quality logger with the same measurement capability as the 1744, plus real-time LCD, five hour UPS.

- **Plug and play:** Set up in minutes with automatic current probe detection and powering
- **Installs inside the cabinet:** Compact, fully-insulated housing and accessories fit easily in tight spaces next to live power
- **Monitors power for the long-term:** Data can be downloaded during recording without interruption
- **Measure voltage with premium accuracy:** IEC61000-4-30 Class-A compliant voltage accuracy (0.1%)
- **Quickly validate quality of power:** Assess power quality according to EN50160 power quality standard with statistical overview

## Specifications

(Check the Fluke web for detailed specifications)

	1745	1744	1743
Measurement of common power parameters: V, A, W, VA, VAR, PF, energy, flicker, voltage events (dips, swells, interruptions), and THD	●	●	●
Measurement of voltage and current harmonics to the 50th, unbalance, frequency and mains signaling	●	●	
Dust/water resistance	IP 50	IP 65 waterproof	
Display	LED + LCD	LED	LED
Memory	8 MB	8 MB	8 MB
UPS ride-through	> 5 hrs	3s	3s
EN 50160	●	●	●

### Included Accessories

Fluke 1743/1744/1745: FS17XX flexible current clamp set, VL1735/1745 voltage lead set (1745 only), Power Log software, RS232 interface cable and RS232-USB adapter, 4 black dolphin clips, WC17XX color localization set, carrying bag, test certificate with measurement values, printed English manual and multi-language manual on CD.

Basic models: Excl. current clamps FS17XX

### Ordering Information

Fluke 1743 Basic	Power Quality Logger Memobox
Fluke 1743	Power Quality Logger Memobox
Fluke 1744 Basic	Power Quality Logger Memobox
Fluke 1744	Power Quality Logger Memobox
Fluke 1745	Power Quality Logger Memobox

**Power supply:** 88 V ... 660 V AC  
**Safety:** IEC/EN 61010-1 600 V CAT III, 300 V CAT IV, pollution degree 2, double insulation  
**Housing:** Fully insulated housing and accessories  
**Operating temperature:** 0 °C to 35°C  
**Interface:** RS 232, 9600 ... 115 000 Baud, automatic Baud rate selection, 3-wire communication

**Size:** Fluke 1745: 282 mm x 216 mm x 74 mm;  
 Fluke 1743/44: 170 mm x 125 mm x 55 mm  
**Weight:** Fluke 1745 – approx. 3 kg;  
 Fluke 1743/44: approx. 2 kg  
**Two Year Warranty**


# 1750 Three-Phase Power Recorder

FLUKE®

New



On all inputs



View measurements real time with wireless PDA interface



## Included Accessories

PDA and charger power plug adapters, 4 - 400 A current probes (3140R), 5 test leads and clips, SD memory card., Fluke Power View and Fluke Power Analyze software, power cord with international plug set, Ethernet cable, color localization set, soft carrying case, Printed Getting Started manual, CD with software and users manual PDF  
Basic model: excl. 4 current probes (3140R)

## Ordering Information

Fluke 1750/B Three-Phase Basic Power Recorder  
Fluke 1750 Three-Phase Power Recorder

## Never miss capturing a disturbance

With its exclusive threshold-free measurement system, the Fluke 1750 Power Recorder captures every measurement, every event, on every cycle, all the time. Outstanding accuracy and resolution provide complete visibility into your installation or distribution system.

- **Power quality that meets the standard:** All measurements comply with IEC61000-4-30 standards for correct evaluation of all measured values including voltage, current, power, harmonics, flicker etc.
- **Quick and reliable configuration:** PDA wireless "front panel interface" provides the ability to verify setup without a laptop along with a window into what the instrument is recording, even in awkward test locations.
- **Threshold-free setup:** Apply thresholds after data is collected with Fluke Power Analyzer Software so there is no need to worry about missed information due to incorrect set-up.

- **Captures everything:** Cross-channel and current triggering capture every measurement, on every channel, every time.
- **Intuitive PC software:** Easily analyze data and generate reports. Automated EN50160 reporting and compliance.
- **Plug and play:** Set up in minutes with self-identifying current probes and single-lead voltage connections.
- **No need to reconnect wires:** Swap channels internally with the wireless PDA or PC when connections are not correct.
- **Measure every parameter:** Voltage and current on three phases, neutral, and ground.
- **5 MHz, 8000 Vpk waveform capture:** Get a detailed picture of even the shortest events.
- **Quickly retrieve data:** With included SD memory card or via the 100BaseT high-speed Ethernet connection

## Specifications

(Check the Fluke web for detailed specifications)

Power quality measurement standards	
Conformance	IEC 61999-1-4 Class 1, IEC 61000-4-30, IEE519, IEE1159, IEE1459 and EN50160
Clock/calendar	Leap years, 24-hour clock
Real-time clock accuracy	Not more than ± 1 s/day
Internal memory capacity for data	At least 1 GB
Maximum recording period	At least 31 days
Measurement time control	Automatic
Maximum number of events	Limited only by the size of the internal memory
Power requirements	100 to 240 V rms ± 10 %, 47-63 Hz, 40 W
Operating time during interruptions (internal UPS operation)	5 minutes per interruption, 60 minutes total operating time without recharging

**Safety:** EN 61010-1 2nd Edition; 2000  
**Weight:** 6.3 kg  
**Size (H x W x D):** 215 x 310 x 35 mm  
**One Year Warranty**

## Recommended Accessories

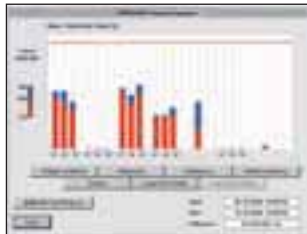
Model	Description
3110-PR	Flexible Current Transformer (2 A - 100 A)
3210-PR	Flexible Current Transformer (20 A - 1000 A)
3310-PR	Flexible Current Transformer (100 A - 5000 A)
3312-PR	Flexible Current Transformer (100 A - 5000 A)
3005-PR	Clamp-on Current Transformer (0.01 A - 5 A)
3014-PR	Clamp-on Current Transformer (0.1 A - 40 A)
3140R	Clamp-on Current Transformer (2 A - 400 A)
FLUKE-1750/SEAT-L	Fluke Power Analyze - Additional SEAT LICENSE
FLUKE-1750/SITE-L	Fluke Power Analyze - Additional SITE LICENSE
FLUKE-1750/CASE	Hard Case
CS1750	Soft Case
HP IPAQ 2490	Additional Wireless Interface PDA
FLUKE-1750/MC	Additional 512 MB SD Memory Card

# 1760 Three-Phase Power Quality Recorder Topas

FLUKE®



Fluke 1760



The included PQ Analyze software provides a detailed overview of several power quality parameters on one dashboard according to the EN50160 power quality standard.

## Class-A compliance for the most demanding power quality tests

The Fluke 1760 Three-Phase Power Quality Recorder is fully compliant to IEC 61000-4-30 Class-A, for advanced power quality analysis and consistent compliance testing. Designed for analysis of utility and industrial power distribution systems, in medium and low-voltage networks, the Fluke 1760 provides the flexibility to customize thresholds, algorithms, and measurement selections. It has 8 input channels (4 currents/4 voltages or 8 voltages), and captures the most comprehensive details on user selectable parameters.

- **GPS time synchronization:** Correlate data with events or datasets from other instruments with precision
- **Uninterrupted power supply (40 minutes):** Never miss important events - even record the beginning and end of interruptions and outages
- **10 MHz, 6000 Vpk waveform capture:** Get a detailed picture of even the shortest event
- **2 GB data memory:** Enables detailed, simultaneous recording of numerous power parameters for long periods of time
- **Includes Comprehensive software:** Provides trend diagrams for root cause analysis, statistical summaries, report writing and real-time data monitoring in the online mode

## Features

(Check the Fluke web for detailed specifications)

	1760 Basic	1760TR Basic	1760	1760TR
Power quality statistics according to EN50160	●	●	●	●
Voltage event list (dips, swells and interruptions)	●	●	●	●
Continuous recording of:				
Voltage	●	●	●	●
Current	●	●	●	●
Power P, Q, S	●	●	●	●
Power factor	●	●	●	●
kWh	●	●	●	●
Flicker	●	●	●	●
Unbalance	●	●	●	●
Frequency	●	●	●	●
Voltage and current harmonics to the 50th/ Interharmonics	●	●	●	●
THD	●	●	●	●
Mains signaling	●	●	●	●
Triggered recordings	●	●	●	●
Online mode (Oscilloscope, transients and events)	●	●	●	●
Fast transient analysis up to 10 MHz		●		●
4 voltage probes			●	●
4 dual-range flexible current probes (1000 A / 200 A ac)			●	●
GPS time sync receiver			●	●
Memory				2 GB Flash memory

**Power supply:** 83 V to 264 V, 45 to 65 Hz  
**Battery pack:** NiMH, 7.2 V, 2.7 Ah (up to 40 minutes back-up power supply)  
**Safety:** 600V CAT IV/1000V CAT III (Rated for use at the service entrance)  
**Housing:** Fully insulated robust plastic housing

**Operating temperature:** 0 °C to 35°C  
**Interfaces:** Ethernet (100 MB/s), RS-232, external modem via RS-232  
**Size (HxWxD):** 325 mm x 300 mm x 65 mm  
**Weight:** Approximately 4.9 kg  
**Two Year Warranty**

## Included Accessories

4 x TPS Flex 24 flexible current probe, 4 x TPS VoltProbe 6000V, 2 GB internal flash memory, ST1760 standard Ethernet cable, RS232 interface cable and RS232-USB adapter, CS1760 crossover Ethernet cable, 1 mains cable, PC software on CD-ROM, WC17xx color localization set, GPS-time sync (1760TR only) CS 1750/1760 carrying bag, hardware and software manual  
**Basic models:** Excl. current clamps TPS flex 24

## Ordering Information

Fluke 1760 Basic Power Quality Recorder Topas  
 Fluke 1760TR Basic Power Quality Recorder Topas  
 Fluke 1760 Power Quality Recorder Topas  
 Fluke 1760TR Power Quality Recorder Topas

## Recommended Accessories

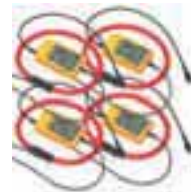
(Check the Fluke web for complete accessory list)

Model	Description
• TPS VOLTPROBE 10 V	10 V Voltage Probes (Range: 0.1 V to 17 V)
• TPS VOLTPROBE 100 V	100 V Voltage Probes (Range: 1 V to 170 V)
• TPS VOLTPROBE 400 V	400 V Voltage Probes (Range: 4 V to 680 V)
• TPS VOLTPROBE 600 V	600 V Voltage Probes (Range: 10 V to 1000 V)
• TPS VOLTPROBE 1 kV	1000 V Voltage Probes (Range: 10 V to 1700 V)
• TPS FLEX 18	Flexible Current Probe (Range: 1 A to 100 A / 5 A to 500 A)
• TPS FLEX 24	Flexible Current Probe (Range: 2 A to 200 A / 10 A to 1000 A)
• TPS FLEX 36	Flexible Current Probe (Range: 30 A to 3000 A / 60 A to 6000 A)
• TPS CLAMP 10 A / 1 A	Clip-on Current Transformer (Range: 0.01 A to 1 A / 0.1 A to 10 A)
• TPS CLAMP 50 A / 5 A	Clip-on Current Transformer (Range: 0.05 A to 5 A / 0.5 A to 50 A)
• TPS CLAMP 200 A / 20 A	Clip-on Current Transformer (Range: 0.2 A to 20 A / 2 A to 200 A)
• TPS SHUNT 20 mA	20 mA ac/dc Shunt (Range: 0 to 55 mA)
• TPS SHUNT 5 A	5 A ac/dc Shunt (Range: 0 to 10 A)

# Power Quality Current Clamps

Fluke model number	i1A/i10A CLAMP PQ3	i1A/i10A CLAMP PQ4	i5A/50A CLAMP PQ3	i5A/50A CLAMP PQ4	i20A/200A CLAMP PQ3	i20A/200A CLAMP PQ4	FS17xx	FS17xx IP65	i3000 flex...4PK	i400s	i430...flex...4PK	i5sPQ3
Description	3...phase 1A/10A Mini current clamp set	4...phase 1A/10A Mini current clamp set	3...phase 5A/50A Mini current clamp set	4...phase 5A/50A Mini current clamp set	3...phase 20A/200A Mini current clamp set	4...phase 20A/200A Mini current clamp set	4 Phase flexiset, IP41	4 Phase flexiset, IP65	4...phase 3000A Flexible current clamp set	Single phase 400A current clamp (4 required)	4...phase 3000A Flexible current clamp set	3...phase 5A Current clamp set
Old Fluke model #	CURRENT CLM/AFS 1A (EPO450A)	MBX CLAMP 1A/10A+N (EPO451A)	MBX CLAMP 5A/50A (EPO452A)	MBX CLAMP 5A/50A+N (EPO453A)	MBX CLAMP 20A/200A (EPO455A)	MBX CLAMP 20/200A+N (EPO456A)	MBX Lem Flex (15/150/3000) (EPO404A)	MBX Lem Flex (15/150/3000) (EPO404A)				
Fluke 1735	●	●	●	●	●	●	●	●				
Fluke 174X	●	●	●	●	●	●	●	●				
Fluke 43X												
Nominal current range(s)	1 A 10 A AC	1 A 10 A AC	5 A 50 A AC	5 A 50 A AC	20 A 200 A AC	20 A 200 A AC	15A 150A 1500A 3000A AC	15A 150A 1500A 3000A AC	30 A 300 A 3000 A	40 A 400 A	3000 A	5 A
Cont. AC current range	10 mA ... 1 A 100 mA ... 10 A	10 mA ... 1 A 100 mA ... 10 A	50 mA ... 5 A 500 mA ... 50 A	50 mA ... 5 A 500 mA ... 50 A	200 mA ... 20 A 2 A ... 200 A	200 mA ... 20 A 2 A ... 200 A	450mA ... 15A 600mA ... 150A 6A... 1500A 12A... 3000A	450mA ... 15A 600mA ... 150A 6A... 1500A 12A... 3000A	1 A ... 30 A 1 A ... 300 A 1 A ... 2400 A	0.5 A ... 40 A 5 A ... 400 A	30 A ... 3000 A	0.01 A ... 6 A
Highest current	20 A	20 A	100 A	100 A	300 A	300 A	3300 A	3300 A	4000 A	1000 A	100 kA	70 A
Lowest measurable current	10 mA	10 mA	50 mA	50 mA	200 mA	200 mA	450 mA	450 mA	1 A	0.5 A	30 A	10 mA
Basic accuracy (48 ... 65 Hz) <sup>1)</sup>	0.5%	0.5%	0.5%	0.5%	0.5%	0.5%	2%+2% position influence	2%+2% position influence	2% + 2 A	2% + 0.15 A	1%	1%
Usable frequency	40 Hz ... 10 kHz	40 Hz ... 10 kHz	40 Hz ... 10 kHz	40 Hz ... 10 kHz	40 Hz ... 10 kHz	40 Hz ... 10 kHz	40Hz ... 5kHz	40Hz ... 5kHz	10 Hz ... 100 kHz	45 Hz ... 3 kHz	10 Hz ... 7 kHz	40 Hz ... 5 kHz
Requires battery									●			
Flex head length							61 cm	61 cm		Clamp opening: 32 mm	61 cm	Clamp opening: 15 mm
Output level(s)	75 mV/A	75 mV/A	15 mV/A	15 mV/A	3.75 mV/A	3.75 mV/A	0.1 mV/A	0.1 mV/A	10 mV/A 1 mV/A 0.1 mV/A	10 mV/A 1 mV/A	0.085 mV/A @50 Hz	400 mV/A
Output cable (m)	2	2	2	2	2	2	2	2	2.1	2.5	2.5	2.5
Safety rating	CAT III 600 V	CAT III 600 V	CAT III 600 V	CAT III 600 V	CAT III 600 V	CAT III 600 V	CAT III 1000 V CAT IV 600 V	CAT III 1000 V CAT IV 600 V	CAT III 600 V	CAT III 1000 V CAT IV 600 V	CAT III 1000 V CAT IV 600 V	CAT III 600 V
Connection	One connector	One connector	One connector	One connector	One connector	One connector	One connector	One connector	4 x BNC	4 x BNC	4 x BNC	3 x BNC
BNC to banana adapters included	n/a	n/a	n/a	n/a	n/a	n/a	n/a	n/a	●			

<sup>1)</sup> Basic accuracy, % reading plus floorspec.  
n/a = not applicable



**i3000 flex-4PK**  
(4x i3000s flex24)



**i400s**



**i430-flex-4PK**



**i5sPQ3**

# Norma 4000/5000 Power Analyzers

FLUKE®



Fluke Norma Series Power Analyzers



Fluke Norma 4000



Fluke Norma 5000



## Included Accessories

Power Supply Cable, RS232 Interface and USB adaptor for Data Download, Fluke NormaView PC Software, User's Manual, Test Certificate, and Calibration Values.

## Ordering Information

Fluke Norma 4000 Three-Phase High Precision Power Analyzer  
Fluke Norma 5000 Six-Phase High Precision Power Analyzer

## Reliable, highly accurate measurements for the test & development of power electronics

The compact Fluke Norma Series Power Analyzers provide the latest measurement technology to assist engineers with the development and testing of motors, inverters, lighting, power supplies, transformers and automotive components.

Based on a patented, high-bandwidth architecture, the instruments deliver high-precision measurements of single or three-phase current and voltage, harmonics analysis, Fast Fourier Transformation (FFT) analysis, as well as calculations of power and other derived values.

A unique user-configurable system design with plug-in power phases and other optional modules provides the flexibility to meet a variety of application measurement requirements. Recorded data and waveforms can be viewed clearly in the large color display and easily downloaded to a PC for analysis and report writing.

The Series consists of the Fluke Norma 4000 Three-Phase Power Analyzer and the Fluke Norma 5000 Six-Phase Power Analyzer. These rugged analyzers provide unmatched price performance for easy and reliable use in the field, or as a bench unit in laboratories and on test benches.

- Simple user interface ensures easy, intuitive operation
- Unique user-configurable modular design
- Simultaneous parallel acquisition of all phases
- Voltage, current and power harmonics up to the 40th
- Includes FFT analysis, vector diagram display, recorder function, and Digital Oscilloscope (DSO) mode
- User selectable average time – from 15ms to 3600s
- Expandable on-board memory for storage of measured values



Fast Fourier Transformation (FFT) analysis



Digital Oscilloscope (DSO) mode



Vector Display



Recorder function

## Specifications

(Check the Fluke web for detailed specifications)

	Fluke Norma 4000	Fluke Norma 5000
Number of Phases	1 or 3	3, 4 or 6
Weight	Approx. 5 kg	Approx. 7 kg
Size (HxWxD)	15 cm x 23.7 cm x 31.5 cm	15 cm x 44.7 cm x 31.5 cm
On-board Printer	No	Yes (optional)
Display	Color, 5.7" / 144 mm - 320 x 240 pixel	
Bandwidth	dc to 3 MHz or dc to 10MHz depending on input module	
Basic Accuracy	0.2%, 0.1% or 0.03% depending on input modules	
Sampling Rate	0.33 MHz or 1 MHz depending on input modules	
Voltage Input Range	0.3 V to 1000 V	
Current Input Range (direct, not via shunt)	0.03 mA – 20 A depending on input module	
Memory for Configurations	4 MB, expandable to 128 MB	
Memory for Settings	0.5 MB	
Fast Fourier Transformation (FFT)	To the 40th harmonic	
RS232 Interface	Standard	
P11 Process Interface (8 analog/impulse inputs and 4 analog outputs)	Optional	
IEEE 488.2 / GPIB Interface (1 Mbit/s Ethernet / 10 Mbit/s or 100 Mbit/s)	Optional	
Fluke NormaView PC Software (for data download, analysis & report writing)	Standard	

## Operating temperature:

+ 5 °C to 35 °C

## Storage temperature:

- 20 °C to 50 °C

**Climatic class:** KYG DIN 40040, maximum 85% relative humidity, non-condensing.

## Housing:

Solid metal case  
**Safety:** EN 61010-1 / 2nd Edition, 1000 V CAT II (600 V CAT III)

## Two Year Warranty

# Norma 4000/5000 Power Analyzer Accessories

FLUKE®



Fluke Norma 4000 (rear view)

## Power Phases

The Fluke Norma 4000 Power Analyzer can be equipped with up to three power phases and the Fluke Norma 5000 Power Analyzer can be equipped with up to six power phases. Users can select the power phase best suited for their application. Specifications vary depending on the model of the power phase.

Each plug-in power phase consists of a voltage and a current measurement channel. Each measuring channel is available for each basic unit.



Fluke Norma 5000 (rear view)

## Power Phase Overview

	3024770	3024812	3024820	3024835
Channel	PP42	PP50	PP54	PP64
Accuracy	0.2% (0.1% rd + 0.1% rg)		0.1% 0.05% rd + 0.05% rg	0.03% (0.02% rg + 0.01% rg)
Current range	20 A	10 A	10 A	10 A
Sampling rate	341 kHz	1 MHz	341 kHz	341 kHz
Bandwidth	3 MHz	10 MHz	3 MHz	3 MHz

## Shunts

The input modules can take up to 10 A or 20 A directly or measure current via wideband precision shunts. The available range of shunts enables measurements up to 1500 A and can be used in conjunction with all of the available input modules.



Optional shunts for Fluke Norma Series Power Analyzers

3024677	32 A Planar Shunt
3024689	Cables for 32 A Planar Shunt
3024886	10 A Triaxial Shunt with Cables (0.333 .. 0 to 0.5 MHz)
3024899	30 A Triaxial Shunt with Cables (0.010 .. 0 to 0.5 MHz)
3024847	100 A Shunt with Cables (0.001 Ω, 0 to 0.5 MHz)
3024858	150 A Shunt with Cables (0.5 mΩ, 0 to 0.5 MHz)
3024864	300 A Shunt with Cables (0.1 mΩ, 0 to 1 MHz)
3024873	500 A Shunt with Cables (0.1 mΩ, 0 to 0.2 MHz)
3024692	LG Shunt Cables for High Current Shunts



32 A Planar Shunt

## Cables & Adaptors

3024661	Measurement Cable Set (for one power phase)
3024704	Fluke Norma WYE Adaptor (external accessory box)

## Printer Accessories

3024650	Printer Cable for Fluke Norma 5000 (RS232-Centronics)
---------	--

**All accessories have a two-year warranty.**

# Field Calibrators

Fluke process calibration tools include a full range of calibrators and troubleshooting tools for instrument technicians working in the process industries. The range of process calibrators include: Documenting Process Calibrators, Multifunction Process Calibrators, single function and multifunction temperature calibrators, a variety of mA loop calibrators and a range of intrinsically safe products.



# Field Calibrator Selection Guide

Model	Documenting Process Calibrators				Multifunction Process Calibrator		Temperature Calibrators			Pressure Calibrators				Loop Calibrators					ProcessMeters	
	744	743B	741B	725/725Ex	726	724	714	712	718/718Ex	717	719	715	707/707Ex	771	772	773	705	789	787	
Measure	300 V	300 V	300 V	30 V	30 V	30 V	75 mV					10 V	28 V			28 V	1000 V	1000 V	1000 V	
Voltage DC (true RMS)	300 V	300 V	300 V	30 V	30 V	75 mV						28 V					1000 V	1000 V	1000 V	
Resistance	11 kΩ	11 kΩ	11 kΩ	3200 Ω	4000 Ω	3200 Ω	3200 Ω									40 MΩ	40 MΩ	40 MΩ	40 MΩ	
Current DC	110 mA	110 mA	110 mA	24 mA	24 mA	24 mA										24 mA	30 mA, 1 A	30 mA, 1 A	30 mA, 1 A	
Current AC																				
Frequency	● <sup>1</sup>	● <sup>1</sup>	● <sup>1</sup>	10 kHz	15 kHz															
Pressure								68.9 mbar to 20 bar / 2 to 7 bar <sup>2</sup>	68.9 mbar to 345 bar <sup>2</sup>	2 bar to 7 bar <sup>2</sup>										
Temperature: RTD types	8	8	8	7	8	7	7													
Temperature: TC types	11	11	11	12	12	9	9													
Source/Simulate																				
Voltage DC	15 V	15 V	15 V	10 V	20 V	10 V	75 mV													
Resistance	11 kΩ	11 kΩ	11 kΩ	3200 Ω	4000 Ω	3200 Ω														
mA DC/% scale	22 mA	22 mA	22 mA	24 mA	24 mA	24 mA														
mA source; auto step, auto ramp	●	●	●	●	●	●														
Frequency	50 kHz	50 kHz	50 kHz	10 kHz	15 kHz															
Temperature: RTD types	8	8	8	7	8	7	7													
Temperature: TC types	11	11	11	10	10	9	9													
Record																				
Min/Max	●	●	●																	
Hold	●	●	●																	
As Found/As Left results	●	●	●																	
Log data	●	●	●																	
Upload data to PC	●	●	●																	
Remote operation				●/-	●															
Features																				
Loop supply	24 V	24 V	24 V	24 V/12 V	24 V	24 V		24 V/-	24 V	24 V	24 V	24 V	24 V	24 V	24 V	24 V	24 V	24 V	24 V	24 V
Hart communication	●																			
Integrated hand pressure pump																				
Electric Pump																				
Intrinsically safe (ATEX)				725Ex				718Ex					707Ex							
NIST traceable certification	●	●	●	●	●	●	●	●	●	●	●	●	●	●	●	●	●	●	●	●
Warranty in years	3	3	3	3	3	3	3	3	3	3	3	3	3	3	3	3	3	3	3	3
See catalog page	93	93	93	94	94	95	96	98	98	98	99	99	99	100	100	99	101	101	101	101

<sup>1</sup> Fluke 700 pressure modules required

<sup>2</sup> Range for the Fluke 700 series

Ranges for use of Fluke 700 pressure modules, see page 102.

# 740 Series Documenting Process Calibrators

FLUKE®



Fluke 744



Fluke 743B



Fluke 741B



## Calibrators as versatile as you are

The 740 series Documenting Process Calibrators are rugged, handheld tools for the calibration and troubleshooting of process control instrumentation. These calibrators:

- Calibrate temperature, pressure, voltage, current, resistance, and frequency
- Simultaneously measure and source
- Automatically capture calibration results
- Document procedures and results to meet ISO 9000, EPA, FDA, OSHA, and other government requirements
- Measure/simulate eleven types of thermocouples and eight RTDs
- Store up to 8,000 readings in data logging mode (743B +744 only)
- Protected against dirt, dust, and moisture; unaffected by vibration
- PC interface (743B +744 only)
- Operates in English, French, German, Italian, and Spanish
- One and two-year calibration cycles
- Four types of built-in automated calibration procedures; linear transmitter, square root devices, one and two-point limit switches

### 741B: A complete documenting calibrator

The 741B is the economical choice for plants that don't use PCs or that require traditional paper forms. It has storage capacity for a day's calibration and measurement data. When you're back at the shop, recall the data on-screen to fill out calibration forms.

### 743B: More memory, plus a PC interface and data logging

The 743B has all the capabilities of the 741B plus a PC interface that lets you download procedures, lists, and instructions created with software—or upload data for printing, archiving, and analysis. With its expanded memory, the 743B can hold a full week of calibrations and procedures.

### 744: Get HART-ability

The Fluke 744 offers all of the capabilities of the 743B, plus the ability to calibrate, maintain, and troubleshoot HART instrumentation with just one tool. This rugged, reliable tool offers:

- Integrated HART communication functions, permitting you to monitor, control, and calibrate HART instrumentation.
- NiMH battery with 3500 mA hour life and battery indicator.

### Instrumentation Management Software

The Fluke 743B and 744 are compatible with Fluke 700SW DPC/TRACK software and with software from Cornerstone, Fisher-Rosemont, Honeywell, Yokogawa, Prime Technologies and On Time Support.

## Included Accessories

**Fluke 741B/743B:** TL224 Industrial Test Leads (2 sets), AC220 Test Clips (2 sets), TP220 Test Probes (1 set), BP7217 Battery Pack, BC7217 Battery Charger, Instruction Manual, NIST Traceable calibration certificate and data, three-year warranty, serial port cable (743B only), DPC/TRACK Sample Version with free PC communication utility software (743B only).  
**Fluke 744:** TL224 Industrial Test Leads (2 sets), AC220 Test Clips (2 sets), TP220 Test Probes (1 set), BP7235 NiMH Battery Pack, BC7217 Battery Charger, serial port cable, HART communications cable, DPC/TRACK Sample Version with free PC communication utility software, Instruction Manual, HART Users Manual, NIST Traceable calibration certificate and data.

## Ordering Information

Fluke 741B Documenting Process Calibrator  
 Fluke 743B Documenting Process Calibrator  
 Fluke 744 Documenting Process Calibrator  
 700SW DPC/Track Software

## Specifications

(Check the Fluke web for detailed specifications)

Function	Measure	Sourcing
Voltage DC	0.025% reading + 0.005% full scale	0.01% output + 0.005% full scale
Current DC	0.01% reading + 0.015% full scale	0.01% output + 0.015% full scale
Resistance	0.05% reading + 50mΩ	0.01% output + 40mΩ
Frequency	0.05%	0.01%
Thermocouples	0.3°C	0.2°C
RTDs	0.3°C	0.1°C
Pressure	To 0.05% of full scale. See Pressure Module specifications.	

**Operating temperature:** -10° C to 50° C

**Safety:** CAT II 300V

**Battery Life:** Typically over eight hours

**Internal Battery Pack:** NiCd, 7.2V, 1700 mAh

**Battery Replacement:** Via snap-shut door without opening calibrator; no tools required

**Weight:** 1.4 kg

**Size (HxWxD):** 236 mm x 130 mm x 61 mm

**Three Year Warranty**

## Recommended Accessories



C789  
See page 118



TL220  
See page 110



80PK-8  
See page 116



80PK-25  
See page 116



700P27  
See page 102

# 725/725Ex/726 Multifunction Process Calibrators

FLUKE®



Fluke 726



Fluke 725



Fluke 725Ex

## More calibration power!

### 725/725Ex/726 Multifunction Process Calibrators

- Two separate channels; measure, source and view process signals simultaneously
- Measure volts, mA, RTDs, thermocouples, frequency, and resistance to test sensors and transmitters
- Source/simulate volts, mA, thermocouples, RTDs, frequency, and pressure to calibrate transmitters
- Measure or \*source pressure using any of 29 Fluke 700Pxx Pressure Modules
- Source mA with simultaneous pressure measurement to conduct valve and I/P tests
- Perform fast linearity tests with auto step and auto ramp features
- Power transmitters during test using 24 V loop supply and simultaneous mA measurement
- Store frequently-used test setups for later use
- For 725Ex version see also page 106 and 107

\*Pressure pump required

### 726 Precision Multifunction Process Calibrator

Additional features:

- More precise measurement and calibration source performance, accuracies of 0.01%
- Transmitter error% calculation
- Memory storage for up to 8 calibration results
- Frequency totalizer and frequency pulse train source mode for enhanced flowmeter testing
- HART mode inserts 250 ohm resistor in mA measure and source for compatibility with HART instrumentation
- Integrated pressure switch test allows you to capture the set, reset and deadband of a switch
- Custom RTD curves, add calibration constants for certified RTD probes for enhanced temperature measurement

## Features

Simultaneous Function Capability	Channel A	Channel B
24.000 mA DC	M	M or S
24.000 mA DC with 24 V loop supply	M	M or S
100.00 mV DC		M or S
30.000V DC measure	M	M or S
20.000V DC Measure		M or S
10.000V DC Source		
<b>20.000V DC Source</b>		
15 to 3200 Ohms		M or S
<b>5 to 4000 Ohms</b>		
Thermocouple J, K, T, E, R, S, B, M, L, U, N, XK, BP		M or S
RTD <b>Cu 10</b> , Ni120; Pt100 (392); Pt100 (JIS); Pt100, 200, 500, 1000 (385)		M or S
Pressure (requires Fluke 700 PXX Modules)	M	M used as S
Frequency; 10 kHz; <b>(15 kHz)</b>		M or S

M = Measure S = Source/Simulate  
 Unique 726 features are **in bold**  
 725Ex: ATEX certified  
 (Ex ATEX II IG EEX 1a IIB 171°C)

## Specifications

Unique 726 features are **in bold**

Function Measure or Source	Range or Type	Resolution	Accuracy	Notes
Voltage	0 to 100 mV 725: 0 to 10V (source) <b>0 to 20V (source)</b> 725/726: 0 to 30V (measure)	0.01 mV 0.001 V 0.001 V 0.001 V	<b>0.01%</b> 0.02% Rdg + 2 LSD	Max load, 1 mA
mA	0 to 24	0.001 mA	<b>0.01%</b> ; 0.02% Rdg + 2 LSD	Max load, 725/726: 1000Ω 725Ex: 250Ω
mV (TC terminals)	-10.00 mV to +75.00 mV	0.01 mV	<b>0.01%</b> 0.02% of range + 1 LSD	
Ohms	15Ω to 3200Ω <b>5Ω to 4000Ω</b>	0.01Ω to 0.1Ω	0.10Ω to 1.0Ω <b>0.015%</b>	
Hz - CPM	2.0 to 1000 CPM 1 to 1100 Hz 1.0 to 10.0 kHz <b>10.0 to 15.0 kHz</b>	0.1 CPM 1 Hz 0.1 kHz <b>0.1 kHz</b>	±0.05% ±0.05% ±0.25% <b>±0.05%</b>	Source; 5V p-p <b>1V - 20 V p-p</b> squarewave, -0.1 V offset
Loop Supply	725/726: 24 V DC 725Ex: 12 V DC	N/A	10%	
T/C	J, K, T, E, L, N, U, XK	0.1 °C, 0.1 °F	to 0.7 °C <b>to 0.2 °C</b>	
T/C	B, R, S, BP	1 °C, 1 °F	to 1.7 °C <b>to 1.2 °C</b>	
RTDs	<b>Cu (10)</b> , Ni 120 (672) Pt 100, 200, 500, 1000 (385) Pt 100 (3916), Pt 100 (3926)	<b>0.01 °C</b> <b>0.01 °F</b>	to <b>0.15 °C</b>	
		0.1 °C, 0.1 °F	to 0.2 °C	

**Maximum voltage:** 30V  
**Operating temperature:** 10°C to 55°C  
**Safety:** CSA C22.2 No. 1010.1:1992  
 EMC: EN50082-1:1992 and EN55022:  
 1994 Class B

**Size (HxWxD):** 200 mm x 96 mm x 47 mm  
**Weight:** 0.65 kg  
**Battery:** Four AA alkaline batteries.  
**Battery life:** 25 hours typical; battery door  
**Warranty:** Three years

## Included Accessories

TL75 Test Leads, AC72 Test Clips, one pair of stackable test leads, user's Manuals on CD-ROM (725Ex also includes CGD control drawing, Statement of Quality Assurance Practices, NIST Traceable calibration certificate)

## Ordering Information

Fluke 725 Multifunction Process Calibrator  
 Fluke 725Ex Intrinsic Safe Multifunction Process Calibrator  
 Fluke 726 Precision Multifunction Process Calibrator

## Recommended Accessories

(Not for hazardous zones)



C125  
See page 118



TL220  
See page 110



80PK-27  
See page 116



TPAK  
See page 120



700P27  
See page 102

# 724 Temperature Calibrator



Fluke 724



## The temperature solution

The Fluke 724 Temperature Calibrator is a powerful yet easy-to-use calibrator. Use the measure and source functions to test and calibrate almost any temperature instrument.

- Easy to read dual display lets you view input and output simultaneously
- Measure RTDs, thermocouples, ohms, and volts to test sensors and transmitters
- Source/simulate thermocouples, RTDs, volts, and ohms to calibrate transmitters
- Perform fast linearity tests with 25% and 100% steps

- Execute remote tests with auto step and auto ramp
- Power transmitters during test using loop power supply with simultaneous mA measurement
- Store frequently-used test setups for later use

## Features

Simultaneous Function Capability	Channel A	Channel B
24.000 mA DC	M	
24.000 mA DC with 24V loop supply	M	
100.00 mV DC		M or S
30.000V DC Measure	M	
20.000V DC Measure 10.000V DC Source		M or S
0 to 3200 Ohms		M or S
Thermocouple J, K, T, E, R, S, B, L, U, N		M or S
RTD Ni120; Pt100 (3926); Pt100 (JIS); Pt100, 200, 500, 1000 (385)		M or S

M = Measure S = Source/Simulate

## Specifications

Function Measure or Source	Range	Resolution	Accuracy	Notes
Voltage	0 to 100 mV 0 to 10V (source) 0 to 30V (measure)	0.01 mV 0.001 V 0.001 V	0.02% Rdg + 2 LSD	Max load, 1 mA
mA (measure)	0 to 24 mA	0.001 mA	0.02% Rdg + 2 LSD	Max load, 1000Ω
mV	-10.00 mV to +75.00 mV	0.01 mV	0.025% of range + 1 LSD	
Resistance	0Ω to 3200Ω (measure) 15Ω to 3200Ω (source)	0.01Ω to 0.1Ω	0.10Ω to 1.0Ω	
Loop Supply	24V DC	N/A	10%	
Thermocouples	J, K, T, E, L, N, U	0.1 °C	to 0.7 °C	
Thermocouples	B, R, S	1 °C	to 1.4 °C	
RTDs	Ni120 (672) Pt 100, 200, 500, 1000 (385) Pt 100 (3916) Pt 100 (3926)	0.1 °C	to 0.2 °C	

**Maximum voltage:** 30V  
**Operating temperature:** -10°C to 55°C  
**Safety:** CSA C22.2 No. 1010.1:1992  
 EMC: EN50082-1:1992 and EN55022:1994 Class B

**Size (HxWxD):** 200 mm x 96 mm x 47 mm  
**Weight:** 0.65 kg  
**Battery:** Four AA alkaline batteries  
**Battery life:** 25 hours typical; battery door  
**Three Year Warranty**

### Included Accessories

TL75 Test Leads, AC72 Test Clips, one pair of stackable test leads.

### Ordering Information

Fluke 724 Temperature Calibrator

## Recommended Accessories



C25  
See page 118



TL220  
See page 110



TL81A  
See page 109



80PK-25  
See page 116



80PK-3A  
See page 116

# 712/714 Temperature Calibrators



Fluke 714



Fluke 712

## The clear choice

The Fluke 710 Series Process Calibrators offer clear new choices in single-function calibrators. Whatever you want to measure - temperature, pressure or basic electrical parameters - you'll find one of these easy-to-carry handheld tools gives you exactly the functions you need. They combine the rugged, ready-for-action package of the proven Fluke 80 Series DMMs with the easy-to-use pushbutton operation of the multifunction Fluke 740 Series Documenting Process Calibrators. These calibrators are EMI tolerant, dust and splash resistant, and have a removable battery door for quick battery changes.

### 712 RTD Calibrator

- Measure temperature from RTD output
- Simulate RTD output
- Rosemount pulsed RTD transmitter compatible
- Operates with seven types of RTDs
- Measure additional RTDs using Ohms measurement function
- Simulate additional RTDs using Ohms source function
- °F or °C selectable
- Four shrouded banana jacks

### 714 Thermocouple Calibrator

- Measure temperature from TC output
- Simulate TC output
- Operable with nine types of thermocouples
- Calibrate linear TC transmitter with mV source function
- Selectable °F or °C
- Thermocouple mini-jack termination
- Available as accessories; Fluke 700 TC1 and TC2 Thermocouple Mini-plug Kits

## Specifications

Model	Function	Range	Resolution	Accuracy	Notes
Fluke 712	Measure/simulate RTD	-200 to 800°C (Pt 100)	0.1°C, 0.1°F	0.33°C, 0.6°F (Pt 100)	Pt; 100, 200, 500, 1000 (385); Pt 100 (3926); Pt 100 (3916) JIS; Ni 120 (672)
	Measure/simulate Resistance	15 Ω to 3200 Ω	0.1 Ω	0.1 Ω to 1 Ω	
Fluke 714	Measure/simulate Thermocouple	-200 to 1800°C, depending on type (K, -200 to 1370°C)	0.1-C or °F (1°C or °F; BRS)	0.3°C to 10 μV	9 TC types: J K T E R S B per NIST 175 and ITS-90, L U per DIN 43710 and IPTS-68
	Measure/simulate mV	-10 to 75 mv	0.01 mV	0.025% + 1 count	



### Included Accessories

Yellow Holster (H80M excl. TPAK), TL75 Test Leads and AC72 Alligator Clips (excluding model 714), single 9V alkaline battery and Instruction Sheet (14 languages)

### Ordering Information

Fluke 712 RTD Calibrator  
 Fluke 714 Thermocouple Calibrator

**Maximum voltage:** 30 V  
**Operating temperature:** -10°C to 55°C  
**Safety:** CSA C22.2 No. 1010.1:1992  
 EMC: EN50082-1:1992 and EN55022:1994 Class B

**Size (HxWxD):** 201mm x 98 mm x 52 mm  
**Weight:** 0.6kg  
**Battery:** 9V alkaline  
**Battery Life:** 4 to 20 hours, typical, depending on functions used  
**Three Year Warranty**

## Recommended Accessories



C25  
See page 118



C55  
See page 118



TL970  
See page 109



TL220 (714)  
See page 110



80PK-24 (714)  
See page 116

# 9140 Series Field Metrology Wells 4180 Series Infrared Calibrators

FLUKE®



Fluke 9142/9143/9144



Fluke 4180/4181

## Field Metrology Wells and infrared calibration targets

### 9142, 9143, 9144

#### Field temperature calibration with precision and speed

The Fluke 9140 series Field Metrology Wells extend high performance portable temperature calibration to the industrial process environment by maximizing portability, speed, and functionality with little compromise to metrology performance.

Offering a broad temperature covered by three models you can easily cover varied contact temperature probe workloads between -25 °C to 660 °C.

They are quick to reach temperature set points, yet they are stable, uniform, and accurate. These industrial temperature calibrators are perfect for performing transmitter loop calibrations, comparison calibrations, or simple checks of thermocouple sensors.

Adding the process option means there is no need to carry additional tools into the field. The optional built-in two-channel readout measures resistance, voltage, and 4-20 mA current with 24V loop power.

- Lightweight, portable, and fast
- Cool to -25 °C in 15 minutes and heat to 660 °C in 15 minutes
- Built-in two-channel readout for PRT, RTD, thermocouple, 4-20 mA current
- On-board automation and documentation
- Metrology performance in accuracy, stability, uniformity, and loading

### 4180/4181 IR Calibrators

#### True metrology solution for infrared Calibration

Now it's easy to increase your IR temperature measurement accuracy in the lab or the field with the new 4180/81 Precision Infrared Calibrators from Fluke's Hart Scientific division.

Their accredited calibrations from Hart's IR laboratory help to ensure traceable, consistent measurements accurate to +0.25 °C. Select from eight preconfigured Fluke thermometer settings or set up your own.

The large 152 mm (6 inch) target helps eliminate errors. So whether you're measuring from -15 °C to 120 °C (4180) or from 35 °C to 500 °C (4181) you'll get a 4:1 TUR.

- High performance, designed for industrial use
- Guaranteed accuracy specifications
- Excellent stability and uniformity
- Large 152 mm targets capture peripheral vision of IR thermometer
- Portability and speed for field use - including convenient bail handle
- Simulates individual IR thermometer emissivity settings
- No difficult infrared calculations
- Fluke and Raytek thermometer calibration points can be loaded directly into the calibrator for convenience
- Calibrated in accredited infrared laboratory by Hart Scientific, the experts in temperature calibration
- At least 4 times more accurate than most IR thermometers
- Calibration includes uncertainties from surface heat loss and emissivity

### Included Accessories

914x: 9930 Interface-it Software, Report of Calibration, Test leads (P Version Only), 6-pin DIN Connector for Reference Probe (P Version Only)

### Ordering Information

Fluke 4180	Precision Infrared Calibrator, -15 °C to 120 °C
Fluke 4181	Precision Infrared Calibrator, 35 °C to 500 °C
Fluke 4180-CASE	Carrying Case, 4180, 4181
Fluke 4180-DCAS	Carrying Case with wheels, 4180, 4181
Fluke 9142-X	Field Metrology Well, Low Temp
Fluke 9143-X	Field Metrology Well, Mid Temp
Fluke 9144-X	Field Metrology Well, High Temp

Add -P to order optional Process option (914X-X-P). X represents insert type, A, B, C, D, E or F

## Specifications

	9142	9143	9144	4180	4181
Temp Range	-25 °C to 150 °C	33 °C to 350 °C	50 °C to 660 °C	-15 °C to 120 °C	35 °C to 500 °C
Stability	±0.01 °C Full Range	±0.02 °C at 33 °C ±0.02 °C at 200 °C ±0.03 °C at 350 °C	±0.03 °C at 50 °C ±0.04 °C at 420 °C ±0.05 °C at 660 °C	±0.05 °C at 0 °C	±0.2 °C at 250 °C
Uniformity	±0.01 °C Full Range	±0.01 °C at 33 °C ±0.015 °C at 200 °C ±0.02 °C at 350 °C	±0.02 °C at 50 °C ±0.05 °C at 420 °C ±0.15 °C at 660 °C	±0.1 °C at 0 °C	±0.1 °C at 35 °C
Target Size diameter	N/A	N/A	N/A	152.4 mm diameter	152.4 mm
Emissivity Range	N/A	N/A	N/A	Preset to 0.95	Preset to 0.95
NIST Accredited Calibration	YES	YES	YES	YES	YES

### 9142/9143/9144:

**Size (HxWxD):** 290 x 185 x 295 mm  
**Weight:** 9142: 8.2 kg, 9143: 7.3 kg, 9144: 7.7 kg  
**One Year Warranty**

### 4180/4181

**Size (HxWxD):** 241 x 356 x 241 mm  
**Weight:** 4180: 9.1 kg, 4181: 9.5 kg  
**One Year Warranty**

For the complete line of Fluke heat sources check the Fluke web at [www.fluke.eu](http://www.fluke.eu)

# 717/718/718Ex/719 Pressure Calibrators

FLUKE®



Fluke 719



Fluke 717



Fluke 718Ex



Fluke 718



## Included Accessories

Fluke 717, 718, 718Ex and 719:

Yellow Holster (718Ex red holster), TL75 Test leads, AC72 Alligator Clips, Single 9V alkaline battery (two 9V batteries in 718 and 719), User manual on CD ROM.

719 also includes: Push fit connectors, Translucent test hose.

## Ordering Information

Fluke 719 30G Electric Pressure Calibrator  
 Fluke 719 100G Electric Pressure Calibrator  
 Fluke 718 1G Pressure Calibrator  
 Fluke 718 30G Pressure Calibrator  
 Fluke 718 100G Pressure Calibrator  
 Fluke 718 300G Pressure Calibrator  
 Fluke 718Ex 30G Intrinsically Safe Pressure Calibrator

Fluke 718Ex 100G Intrinsically Safe Pressure Calibrator

Fluke 717 1G Pressure Calibrator  
 Fluke 717 30G Pressure Calibrator  
 Fluke 717 100G Pressure Calibrator  
 Fluke 717 300G Pressure Calibrator  
 Fluke 717 500G Pressure Calibrator  
 Fluke 717 1000G Pressure Calibrator  
 Fluke 717 1500G Pressure Calibrator  
 Fluke 717 3000G Pressure Calibrator  
 Fluke 717 5000G Pressure Calibrator

## Pump up the pressure

### 717 Pressure Calibrators

- Measure pressure, 0.05% of full scale with internal sensor
- 1/8 NPT pressure fitting
- Compatible with non-corrosive gasses and liquids
- Pressure measurement to 700 bar using any of the Fluke-700Pxx Pressure Modules
- Wide range of selectable measurement units for pressure
- Current measurement with 0.015% accuracy and 0.001mA resolution
- Simultaneous pressure and current measurement for easy P/I testing
- 24 volt loop power supply
- Zero, Min-Max, Hold and Damping functions
- Pressure switch test captures set, reset and deadband values

### 718 Pressure Calibrators

Same features as Fluke 717 plus:

- Newly designed built-in pressure/vacuum hand pump with vernier and bleed valve helps protect the pump from damage and is easier to clean

For 718Ex Intrinsically Safe Pressure Calibrator see chapter on Ex products in this catalog.

### 719 Electric Pressure Calibrator

Same features as Fluke 717 plus:

- Electric pump for one handed operation
- mA source for calibrating I/P devices and 4-20 mA I/O
- Best in class pressure measurement accuracy of 0.025%

## Specifications

Model	Range	Resolution	Over Pressure
719 30G	-850 mbar to 2.4 bar	0.1 mbar	Over pressure 2xFS
719 100G	-850 mbar to 8 bar	1 mbar	Over Pressure 2xFS
718 1G	-68.9 mbar to 68.9 mbar	0.001 mbar	Over Pressure 5xFS
718 30G	-850 mbar to 2 bar	0.1 mbar	Over Pressure 2xFS
718 100G	-850 mbar to 7 bar	0.1 mbar	Over Pressure 2xFS
718 300G	-850 mbar to 20 bar	1 mbar	Over Pressure 375 PSI, 25 bar
717 1G	-68.9 mbar to 68.9 mbar	0.001 mbar	Over Pressure 5xFS
717 30G	-850 mbar to 2 bar	0.1 mbar	Over Pressure 2xFS
717 100G	-850 mbar to 7 bar	0.1 mbar	Over Pressure 2xFS
717 300G	-850 mbar to 20 bar	1 mbar	Over Pressure 375 PSI, 25 bar
717 500G	0 mbar to 34.5 bar	1 mbar	Over Pressure 2xFS
717 1000G	0 mbar to 69 bar	1 mbar	Over Pressure 2xFS
717 1500G	0 bar to 103.4 bar	0.01 bar	Over Pressure 2xFS
717 3000G	0 bar to 207 bar	0.01 bar	Over Pressure 2xFS
717 5000G	0 bar to 345 bar	0.01 bar	Over Pressure 2xFS

**For Fluke 717/718/719 models:** Supported Pressure Units; psi, in. H<sub>2</sub>O(4°C), in. H<sub>2</sub>O(20°C), cm H<sub>2</sub>O(4°C), cm H<sub>2</sub>O(20°C), bar mBar, kPa, inHg, mmHg, kg/cm<sup>2</sup>

**Functions:** Zero, Min, Max, Hold, Damp functions

**Max. Voltage:** 30 V

**Operating temperature:** -10°C to 55°C

**Safety:** CSA C22.2 No. 1010.1:1992

**EMC:** EN50082-1:1992 and EN55022:1994 Class B

**Fluke 717:** For use with non corrosive gasses and liquids

**Fluke 718/719:** For use with non corrosive gasses

### 717

**Size (HxWxD):** 201 mm x 98 mm x 52 mm

**Weight:** 0.6 kg

**Three Year Warranty**

### 718/718Ex

**Size (HxWxD):** 216 mm x 94 mm x 66 mm

**Weight:** 0.992 kg

**Warranty:** Three years

### 719


**Size (HxWxD):** 210 mm x 87 mm x 60 mm

**Weight:** 0.912 kg

**Three Year Warranty (Pump one year)**

## Recommended Accessories

(Not for hazardous zones)



C43 (718)  
See page 118



C125 (717)  
See page 118



TL220  
See page 110



700P27  
See page 102



700 LTP-1  
See page 102

# 705/707/707Ex/715 Loop Calibrators

FLUKE®



Fluke 705



Fluke 715



Fluke 707



Fluke 707Ex



## 4-20 mA, source, measure, simulate

### 705 Loop Calibrator

- Simultaneous mA and %
- mA accuracy of 0.02%
- Measure, source and simulate mA
- Push button 25% steps for fast, easy linearity checks
- “Span Check” for fast confirmation of zero and span
- Selectable slow ramp, fast ramp, and step function
- 24 volt internal loop supply
- 0 - 20 mA or 4 - 20 mA default start up modes

### 707 Loop Calibrator

- Features of the Fluke 705
- “Quick Click” detented rotary knob for one handed operation
- Higher accuracy: 0.015%
- Mains Voltage Input protection
- 250 Ohm loop resistance for with Hart instrumentation

### 715 Volt/mA Calibrator

- Measure loop current (0-20 mA, 4-20 mA) signals with 0.015% accuracy and 0.001 mA resolution
- Measure voltage output process signals from PLCs, transmitters
- Source or simulate 24 mA loop current
- Source voltage to 100 mV or 10 V
- 24 V loop supply with simultaneous current measurement

### 707Ex Intrinsically Safe Loop Calibrator

- Same features as Fluke 707
- For use in explosion endangered areas
- ATEX certified ( II 2 G Eex ia IIC T4)

## Specifications

Functions	705/707/707 Ex	715
<b>Voltage measurement</b>		
Range	0-28 V DC	0-200 mV, 0-20 V
Resolution	1 mV	10 µV 1 mV
Accuracy	705: 0.025% Rdg + 2 LSD 707/707Ex: 0.015% Rdg + 2 LSD	0.01% Rdg + 2 LSD
<b>Current measurement</b>		
Range	0-24 mA	0-24 mA
Resolution	0.001 mA	0.001 mA
Accuracy	705: 0.025% Rdg + 2 LSD 707/707Ex: 0.015% Rdg + 2 LSD	0.015%
<b>Current sourcing</b>		
Range	0-20 mA or 4-20 mA <sup>1</sup>	0-20 mA or 4-20 mA <sup>1</sup>
Accuracy	705: 0.025% Rdg + 2 LSD 707/707Ex: 0.015% Rdg + 2 LSD	0.015% + 2 LSD
Drive capability	705: 1000 Ω @ 24 mA 707: 1200 Ω @ 24 mA 707Ex: 700 Ω 20 mA	1000 Ω @ 24 mA
Loop power while measuring mA	24 V	24 V
Voltage sourcing	N/A	0-100 mV or 0-10 V
Display current and % of span	Yes	mA or %
Auto step, auto ramp	Yes	Yes
Span Check	Yes	Yes

<sup>1</sup> will over-range to 24 mA

### Fluke 705, 707, 707Ex

**Maximum voltage:** 30 V (28 V - 707Ex)  
**Operating temperature:** -10 to 55°C  
**Safety:** CSA C22.2 No. 1010.1: 1992  
 EMC: EN50082-1:1992 and EN55022: 1994 Class B  
**Size (HxWxD):** 164 mm x 75 mm x 47 mm;  
**Weight:** 0.35 kg  
**Battery:** One 9 V alkaline  
**Battery life:** 18 hours typical, at 12 mA  
**Three Year Warranty**

### 715

**Size (HxWxD):** 201 mm x 98 mm x 52 mm  
**Weight:** 0.6 kg  
**Battery:** One 9V alkaline  
**Battery life:** 4 to 20 hours  
**Three Year Warranty**

## Included Accessories

Fluke 705/707: C10 Yellow Holster, TL75 Test Leads, AC72 Alligator Clips, Single 9V alkaline battery, Instruction Sheet  
 Fluke 707Ex: Red Ex-holster, Fluke TL75 Test Leads, AC72 Alligator Clips, Single 9V alkaline battery, Instruction Sheet  
 Fluke 715: Yellow Holster (H80M excl. TPAK), TL75 Test Leads and AC72 Alligator Clips, Single 9V alkaline battery, Instruction Sheet

## Ordering Information

Fluke 705 Loop Calibrator  
 Fluke 707 Loop Calibrator  
 Fluke 707Ex Intrinsically Safe Loop Calibrator  
 Fluke 715 Volt/mA Calibrator



C12A (705/707)  
See page 118



C25 (715)  
See page 118



TL220  
See page 110



TP920  
See page 109



T PAK (715)  
See page 120

# 771, 772 and 773 mA Process Clamp Meters

FLUKE®



Fluke 771



Fluke 772



Fluke 773

**New**

**mA measurements without breaking the loop. Save time. Save money.**

### Fluke 771, 772 and 773

- Measure 4 to 20 mA signals without "breaking the Loop," save time and money troubleshooting 4 to 20 mA signals

### Fluke 772 and 773

- Source 4 to 20 mA signals for testing control system I/O or I/Ps
- Simulate 4 to 20 mA signals for testing control system I/O
- Measure 4 to 20 mA signals with in-circuit measurement
- Power a transmitter with the 24 V loop power supply
- Automatically ramp and step change the 4 to 20 mA output for remote testing

### Fluke 773

- DC voltage measurement to verify 24 V power supplies or voltage I/O signals
- Source dc voltage to test voltage input devices
- Scaled mA output signal enables a logging DMM (289) to record 4 to 20 mA signal without breaking the loop
- mA in/out: simultaneously source a mA signal while measuring a mA signal with the clamp

## Features

	771	772	773
mA measure w/jaw	●	●	●
mA measure in circuit		●	●
mA source		●	●
mA sim		●	●
Loop power 24 V		●	●
DCV source 0-10 V			●
DCV measure 0-30 V			●
Scaled mA output to mA input			●
mA in/out			●

### Included Accessories

Fluke 771: soft carrying case and user's manual  
Fluke 771 + 772: plus TL75 test leads, AC72 alligator clip set and TL940 mini-hook test lead set

### Ordering Information

Fluke 771 Milliamp Process Clamp Meter  
Fluke 772 Milliamp Process Clamp Meter  
Fluke 773 Milliamp Process Clamp Meter

### Size (HxWxD):

771: 212 mm x 59 mm x 38 mm

772 + 773: 248 mm x 76 mm x 41 mm

**Weight:** 771: 0.26 kg

772 + 773: 0.42 kg

**Battery:** 771: 2x 1.5V Alkaline, IEC LR6

772 + 773: 4x 1.5V Alkaline, IEC LR6

**Battery Life:** 771: 20 hours typical

772 + 773: 12 hours @ 12 mA source into 500 ohms

**IP Rating:** IP 40

**Warranty:** 3 years, 1 year on mA clamp accessory and cable

## Specifications

	Function	Resolution and range	Accuracy	Notes
771, 772, 773	mA measurement	0 to 20.99 mA 21.0 mA to 100.0 mA	0.2 % + 5 counts 1 % + 5 counts	Measured by clamp
772 and 773	mA measurement	0 to 24.00 mA	0.2 % + 2 counts	Measured in series with test jacks
772 and 773	mA source	0 to 24.00 mA	0.2 % + 2 counts	Maximum mA drive: 24 mA into 1,000 ohms
772 and 773	mA simulate	0 to 24.00 mA	0.2 % + 2 counts	Maximum voltage 50 V dc
773	Voltage source	0 to 10.00 V dc	0.2 % + 2 counts	2 mA maximum drive current
773	Voltage measure	0 to 30.00 V dc	0.2 % + 2 counts	

# 787/789 ProcessMeters



Fluke 787



Fluke 789



True RMS

## Double your power

The Fluke 787 and 789 ProcessMeters combine a Digital Multimeter and a Loop Calibrator in one rugged handheld tool, giving process technicians double the power.

The Fluke 789 has a built-in 24 V loop supply which reduces the need for taking a separate power supply when doing offline transmitter testing. The IR communication port of the Fluke 789 allows data to be logged to optional

FlukeView Software for graphical analysis and reporting.

## Features

	787	789
DMM and Loop Calibrator in one tool	●	●
Precision 1000 V, 440 mA True RMS Digital Multimeter	●	●
DC current source and Loop Calibrator	●	●
24 V Loop power supply		●
Min/Max / Average / Hold / Relative Modes	●	●
Diode Test and Continuity Beeper	●	●
Manual Step (100%, 25%, Coarse, Fine) plus Auto Step and Auto Ramp	●	●
Simultaneous mA and % of scale read-out	●	●
Externally accessible battery / fuses	●/-	●/●
HART mode setting with loop power and a built-in 250 Ω resistor		●
0% and 100% buttons to toggle between 4 and 20 mA sourcing for a quick span check		●
Infrared I/O serial port		●

## Specifications

	787	789
<b>Voltage measurements</b>		
Range	0-1000 V AC or DC	0-1000 V AC or DC
Resolution	0.1 mV to 1.0 V	0.1 mV to 1.0 V
Accuracy	0.1% Rdg+1 LSD (V DC)	0.1% Rdg+1 LSD (V DC)
<b>Current measurement</b>		
Range	0-1 A      0-30 mA	0-1 A      0-30 mA
Resolution	1 mA      0.001 mA	1 mA      0.001 mA
Accuracy	0.2%+2 LSD      0.05%+2 LSD	0.2%+2 LSD      0.05%+2 LSD
<b>Current Sourcing</b>		
Range	0-20 mA or 4-24 mA	0-20 mA or 4-24 mA
Accuracy	0.05% of span	0.05% of span
<b>Other specifications</b>		
Max drive capability	500 Ω	1200 Ω
Loop power	N/A	24 V
Resistance measurement	To 40 MΩ, 0.2%+1 LSD	To 40 MΩ, 0.2%+1 LSD
Frequency	To 19.999 kHz, 0.005%+1 LSD	To 19.999 kHz, 0.005%+ LSD
Continuity	Beeps for resistance < 100 Ω	Beeps for resistance < 100 Ω
Span Check	No	Yes

**Maximum voltage:** 1000 V  
**Operating temperature:** -20 to 55°C

**787**  
**Size (HxWxD):** 201 mm x 98 mm x 52 mm  
**Weight:** 0.642 kg  
**Battery:** One 9 V alkaline  
**Battery life:** 12 to 50 hours typical  
**Three Year Warranty**

**789**  
**Size (HxWxD):** 203 mm x 100 mm x 50 mm  
**Weight:** 0.6 kg  
**Battery:** Four AA alkaline batteries  
**Battery life:** 14 to 140 hours typical  
**Three Year Warranty**

## Included Accessories

787: Yellow Holster (H80M excl. TPAK), TL75 Hard Point Test Lead Set plus AC72 Alligator Clips, one 9V battery, user manual  
 789: TL71 Test Lead Set plus AC72 Alligator Clips, four 9V AA alkaline batteries, user manual and quick reference guide.

## Ordering Information

Fluke 787 ProcessMeter  
 Fluke 789 ProcessMeter  
 FVF-SC2 FlukeView Forms Software including interface cable

## Recommended Accessories



C125  
See page 118



TL220  
See page 110



80T-150U  
See page 116



i400  
See page 114



i410  
See page 115

# Field Calibrator Accessories



## Fluke 700 Series Pressure Modules

- Ranges from 2.5 mbar to 700 bar.
- Gage, differential, dual (compound), absolute and vacuum modules
- Very high accuracy: up to 0.025% FS
- Full-accuracy performance for 0°C to 50°C
- Pressure readings update twice per second, and may be displayed in up to 11 different units
- Compatible with Fluke 717, 718, 725 and 74x series.
- Rugged cases protect the modules from harsh environments
- All modules include NIST traceable certificate and test data
- ATEX certified Ex versions available (Ex II 1 Eex ia IIB T4)

Model		Range (approx.)	Resolution uncertainty (23 ± 3°C) (FS)	Reference	High side media	Low side media	Fitting material	Max overpressure <sup>2)</sup>
<b>Differential</b>								
700P00		2.5 mbar	0.001 mbar	0.3 %	Dry <sup>1)</sup>	Dry	316 SS	30x
700P01/700P01Ex	Ex	25 mbar	0.01 mbar	0.2 %	Dry	Dry	316 SS	3x
700P02		70 mbar	0.007 mbar	0.15 %	Dry	Dry	316 SS	3x
700P22		70 mbar	0.007 mbar	0.1 %	316 SS	Dry	316 SS	3x
700P03		340 mbar	0.01 mbar	0.05 %	Dry	Dry	316 SS	3x
700P23		340 mbar	0.01 mbar	0.025 %	316 SS	Dry	316 SS	3x
700P04		1000 mbar	0.1 mbar	0.025 %	Dry	Dry	316 SS	3x
700P24/700P24Ex	Ex	1001 mbar	0.1 mbar	0.025 %	316 SS	Dry	316 SS	3x
<b>Gage</b>								
700P05/700P05Ex	Ex	2 bar	0.1 mbar	0.025 %	316 SS	N/A	316 SS	3x
700P06/700P06Ex	Ex	7 bar	0.7 mbar	0.025 %	316 SS	N/A	316 SS	3x
700P27/700P27Ex	Ex	20 bar	1 mbar	0.025 %	316 SS	N/A	316 SS	3x
700P07		34 bar	1 mbar	0.025 %	316 SS	N/A	316 SS	3x
700P08		70 bar	7 mbar	0.025 %	316 SS	N/A	316 SS	3x
700P09/700P09Ex	Ex	100 bar	10 mbar	0.025 %	316 SS	N/A	316 SS	2x
<b>Absolute</b>								
700PA3		340 mbar	0.01 mbar	0.05 %	316 SS	N/A	316 SS	3x
700PA4/700PA4Ex	Ex	1000 mbar	0.1 mbar	0.05 %	316 SS	N/A	316 SS	3x
700PA5		2 bar	0.1 mbar	0.05 %	316 SS	N/A	316 SS	3x
700PA6		7 bar	0.7 mbar	0.05 %	316 SS	N/A	316 SS	3x
<b>Vacuum</b>								
700PV3		-340 mbar	0.01 mbar	0.04 %	316 SS	Dry	316 SS	3x
700PV4		-1000 mbar	0.1 mbar	0.04 %	316 SS	Dry	316 SS	3x
<b>Dual</b>								
700PD2		± 70 mbar	0.007 mbar	0.15 %	316 SS	Dry	316 SS	3x
700PD3		± 340 mbar	0.01 mbar	0.04 %	316 SS	Dry	316 SS	3x
700PD4		±1000 mbar	0.1 mbar	0.025 %	316 SS	Dry	316 SS	3x
700PD5		-1000/+2000 mbar	0.1 mbar	0.025 %	316 SS	N/A	316 SS	3x
700PD6		-1000 mbar/+6.9 bar	1 mbar	0.025 %	316 SS	N/A	316 SS	3x
700PD7		-1000 mbar/+13.8 bar	1 mbar	0.04 %	316 SS	N/A	316 SS	3x
<b>High</b>								
700P29/700P29Ex	Ex	200 bar	0.01 bar	0.05 %	C276	N/A	C276	2x
700P30		340 bar	0.01 bar	0.05 %	C276	N/A	C276	2x
700P31		700 bar	0.07 bar	0.05 %	C276	N/A	C276	1.5x

<sup>1)</sup>"Dry" indicates dry air or non-corrosive gas as compatible media. "316 S S" indicates media compatible with Type 316 Stainless Steel. "C276" indicates media compatible with Hastelloy C276.  
<sup>2)</sup>Maximum overpressure specification includes common mode pressure.

## Other accessories



Fluke 700LTP-1

Fluke 700PTP-1

### 700LTP-1 Low-pressure Test Pump

- For low pressure applications
- Vacuum to -13 psi / - .90 bar
- Pressure to 100 psi / 6.9 bar
- With fine-control, adjustable relief valve and slow bleed capability

### 700PTP-1 Pneumatic Test Pump-1

- Handheld pressure pump
- Pressures up to 600 psi, 40 bar

### 700HTP-1 Hydraulic Test Pump

- Pressures up to 10,000 psi/690 bar.

### 700PRV-1 Pressure Relief Valve

- Pressure relief valve for 700HTP-1
- Adjustable from 725 to 5800 PSI (50 to 200 bar)

### 700HTH-1 Hydraulic Test Hose

- Hydraulic test hose is a 10,000 psi, 690 bar

### 700ILF In-Line Filter for the Fluke 718

### 700PCK Pressure Module Calibration Kit

### BP7235 NiMH Battery Pack

### BE9005 Battery Eliminator

# Vibration Tester

With the Fluke 810 Vibration Tester you will be able to control unplanned downtime, prevent recurring problems, set repair priorities and manage your resources with an entirely new approach to vibration testing. In three quick, easy steps, the new Fluke 810 helps you locate and diagnose common mechanical problems and prioritize their repair actions. The combination of powerful algorithms and a database of real-world measurement experience make the Fluke 810 the most advanced troubleshooting tool for mechanical maintenance teams who need an answer now.



# 810 Vibration Tester

New



Fluke 810

Set-up



Measure



Diagnose



Language support:  
eng, ger, fre, ita, spa, por

## Motor diagnosis and repair in three simple steps

The Fluke 810 Vibration Tester is the most advanced troubleshooting tool for mechanical maintenance teams who need an answer now. The unique diagnostic technology helps you quickly identify and prioritize mechanical problems, putting the expertise of a vibration analyst in your hands.

### Use the vibration tester to:

- Troubleshoot problem equipment and understand the root cause of failure
- Survey equipment before and after planned maintenance and confirm the repair
- Commission new equipment and ensure proper installation
- Provide quantifiable proof of equipment condition and drive investment in repair or replacement
- Prioritize and plan repair activities and operate more efficiently
- Anticipate equipment failures before they happen and take control of spare parts inventories
- Train new or less-experienced technicians and build confidence and skill across the team

### Features and benefits

- On-board identification and location of the most common mechanical faults (bearings, misalignment, unbalance, looseness) focus maintenance efforts on root cause, reducing unplanned downtime
- Fault severity scale with four severity levels help you prioritize maintenance work
- Repair recommendations advise technicians on corrective action
- On-board context sensitive help provide real-time tips and guidance to new users
- 2 GB expandable on-board memory provide enough space for your machinery's data
- Self-test functions ensure optimal performance and more time on the job
- Laser tachometer for accurate machine running speed promotes confident diagnoses
- Tri-axial accelerometer reduces measurement time by 2/3 over single axis accelerometers
- Viewer PC Software expands data storage and tracking capacity
- Color LCD display and intuitive multilingual, icon-based user interface promote use right out of the box

## Specifications

(Check the Fluke web for detailed specifications)

### Diagnostic specifications

Standard faults	Unbalance, looseness, misalignment and bearing failures
Analysis for	Motors, fans, blowers, belts and chain drives, gearboxes, couplings, centrifugal pumps, piston pumps, sliding vane pumps, propeller pumps, screw pumps, rotary thread/gear/lobe pumps, piston compressors, centrifugal compressors, screw compressors, closed coupled machines, spindles
Machine rotational speed range	200 rpm to 12000 rpm
Diagnosis details	Plain-text diagnosis, fault severity (slight, moderate, serious, extreme), repair details, cited peaks, spectra

### Electrical specifications

Ranging	Automatic
A/D converter	4 channel, 24 bit
Usable bandwidth	2 Hz to 20 kHz
Sampling	51.2 kHz
Digital signal processing functions	Automatically configured anti-alias filter, high-pass filter, decimation, overlapping, windowing, FFT, and averaging
Sampling rate	2.5 kHz to 50 kHz
Dynamic range	128 dB
Amplitude accuracy	±0.1 dBV
FFT resolution	800 lines
Spectral windows	Hanning
Frequency units	Hz, orders, cpm
Amplitude units	in/sec, mm/sec, VdB (US), VdB (Europe)
Non-volatile memory	SD micro memory card, 2 GB internal + user accessible slot for additional storage

## Included Accessories

Tri-axial TEDS accelerometer, accelerometer magnet mount, accelerometer mounting pad kit with adhesive, accelerometer quick disconnect cable, laser tachometer and storage pouch, smart battery pack with cable and adapters, shoulder strap, adjustable hand strap, Viewer PC application software, mini-USB to USB cable, getting started guide, illustrated quick reference guide, users manual CD-ROM, instructional training CD-ROM, hard carrying case.

## Ordering Information

Fluke 810 Vibration Tester

**Battery type:** Lithium-ion, 14.8 V 2.55 Ah  
**Size (HxWxD):** 186 x 267 x 70  
**Weight:** 1.9 kg

**Warranty:** Three years on tester  
One year on sensor and tachometer

# ATEX Certified Test Tools

The Fluke line of intrinsically safe tools is designed to meet the needs of technicians working in and around hazardous areas. The tools are ideal for environments in chemical plants, petro-chemical plants, oil platforms, refineries and other locations where risk of explosion exists. The products are easily recognizable from standard Fluke products by their lighter grey colour and red holster.



# A brief look at ATEX

Intrinsic safety is a protection standard employed in potentially explosive atmospheres. Devices that are certified as “intrinsically safe” are designed to be unable to release sufficient energy, by either thermal or electrical means, to cause ignition of flammable material (gas, dust/particulates).

## What is “Intrinsically Safe”?

Intrinsically safe standards apply to all equipment that can create one or more of a range of defined potential explosion sources:

- Electrical sparks
- Electrical arcs
- Flames
- Hot surfaces
- Static electricity
- Electromagnetic radiation
- Chemical reactions
- Mechanical impact
- Mechanical friction
- Compression ignition
- Acoustic energy
- Ionizing radiation

## What industries are intrinsically safe products designed for?

- Petro-chemical
- Oil platforms and refineries
- Pharmaceutical
- Bulk materials (e.g. grain)
- Mining
- Pipelines
- Any environment where explosive gases are present

## What is ATEX?

The primary intrinsically safe standard has been set in the European Union with the 9/94/EC Directive, commonly called ATEX (“Atmosphères Explosibles,” French for explosive atmospheres). The stated goal of the guidelines is to “help ensure the free movement of products in the European Union” by “minimizing the number of safeguard clause applications, at least those originating from divergent interpretations. The ATEX rules have been in place as a voluntary standard since 1 March 1996. The rules are mandatory on electrical and electronic equipment for use in environments subject to explosion hazard sold in the EU starting 1 July 2003. From

this date onwards, all products sold for use in explosive atmospheres must have ATEX certification and carry the distinctive symbol: Ⓔ

## The Fluke Ex (IS) product line

Fluke is among the first manufacturers to produce handheld test tools according to the latest ATEX standards. The Fluke line of intrinsically safe tools is designed to meet the needs of technicians working in and around hazardous areas:

- Install, maintain and troubleshoot equipment by using the new Fluke 87V Ex Digital Multimeter
- Maintain and calibrate sensors, transmitters and control loops with the line of Ex field calibrators

The tools are ideal for environments in petro-chemical plants, oil platforms, refineries and other locations subject to risk of explosion.

Apart from having the ATEX markings, the visual difference between a standard Fluke tool and the corresponding Ex version is the different grey body colour and a red, conductive holster designed specifically to eliminate the potential for electrical discharge.

Inside, the Fluke Ex tools have been reengineered to reduce energy avoiding generation of heat and electrical sparks. They are premium products designed for ultimate safety.

Making sense of ATEX certification Fluke 707Ex is ATEX-compliant and is certified Ⓔ II 2 G EEx ia IIC T4— but what exactly does that mean?

Here a brief explanation of the ATEX certification designations.



## ATEX certification 707Ex

Ⓔ	The ATEX examination mark. This sign is required on all devices used in European hazardous areas.
II 2 G	The classification of zones. “II” designates the tool is approved for all non-mining areas. “2” represents the category of the device, in this case the device is rated for the second most hazardous areas. “G” designates atmosphere, in this case gas, vapors and mist.
EEx	Explosion protection based on European Ex-regulations.
ia	The type of protection from explosion, in this case the energy in a device or connector has been reduced to a safe value.
IIC	Gas Group. “IIC” indicates compatibility with the most dangerous gas group.
T4	Temperature class gives the user the maximum temperature of a surface that may be in contact to the Ex atmosphere under fault conditions. T4 is rated at 135°C.

# ATEX-certified Test Tools



**Fluke intrinsically safe tools for tough measurement and calibration tasks**



Fluke 87V Ex

**Fluke 87V Ex Intrinsically safe version of the world's most popular multimeter**

With its high performance, accuracy and motor drive compatibility, the Fluke 87V is the most popular industrial multimeter around. Now Fluke has introduced a new intrinsically safe version – the 87V Ex – for measurements in and around hazardous areas.

The Fluke 87V Ex has all the measurement and troubleshooting functions of the proven Fluke 87V. Unlike other ATEX-certified tools, it can be used both inside and outside the hazardous zone (ATEX Zones 1 & 2) without compromising performance or compliance. So there's no need to carry different tools for use in specific zones. It also has a built-in thermometer with TC probe, further reducing technicians' tool counts.

- ATEX safety rating II 2G EEx ia IIC T4
- EN61010-1 CAT III 1000V/CAT IV 600V electrical safety rating

See also page 17



Fluke 707Ex

**Fluke 707Ex Fast, one-handed tool for loop checks**

The Fluke 707Ex is the ideal, stand alone tool for calibration and maintenance of 4 to 20 mA control loops. It provides 24V loop power while measuring mA, and lets you measure and source/simulate mA with 1 µA resolution.

- ATEX safety rating II 2G EEx ia IIC T4

See also page 99



Fluke 718Ex

**Fluke 718Ex Self-contained Pressure Calibrator**

The Fluke 718Ex offers a convenient, self contained solution for pressure measurements and calibration. With its internal pressure sensor and pump, it's ready for immediate, stand alone use. The pressure range can easily be extended to up to 200 bar with any of the 8 Fluke 700PEX Pressure Modules.

- ATEX safety rating II IG EEx ia IIC T4

See also page 98



Fluke 725Ex

**Fluke 725Ex Intrinsically safe Multifunction Process Calibrator**

The Fluke 725Ex intrinsically safe Multifunction Process Calibrator is powerful yet easy-to-use. Combined with the Fluke 700PEX Pressure Modules, the 725Ex is able to calibrate almost any process instrument likely to need service in any area where explosive gases may be present.

- ATEX safety rating II IG EEx ia IIB 171°C

See also page 94



Fluke 700Ex

**Fluke 700Ex Pressure Modules**

These intrinsically safe pressure modules for use with the Fluke 725Ex Multifunctional Process Calibrator and Fluke 718Ex Pressure Calibrator cover the most commonly used pressure calibration ranges from 0-25 mbar and 0-200 bar. There's a choice of 8 gage, differential and absolute modules.

- ATEX safety rating II 1G EEx ia IIC T4

See also page 102

# General Accessories

The best test tools deserve accessories designed and manufactured to the same high quality and safety standards. So we also provide a comprehensive range of test leads, probes and clips, current clamps, temperature accessories and dedicated electronic and automotive accessories. And to protect your valuable instrument, choose a rugged Fluke tailor-made holster or case.



# Electronic Test Leads, Probes & Clips

FLUKE®

## Test Leads

### TL910 Electronic Test Lead Set

- Very small 1 mm tips to access hard to reach test points
- Probe tip length up to 100 mm, test lead length: 1 m
- Included: 3 sets of spring loaded gold tips and 2 sets of stainless steel tips
- CAT IV 600 V, CAT III 1000 V, 3 A rating




### TP912 Replacement Tips for TL910

- Replacement tips for TL910
- Five sets of gold plated and stainless steel tips



### TL40 Retractable Tip Test Lead Set

- One pair (red, black) of test leads with sharp needle point tips adjustable to desired length from 0 to 76 mm
- Extra hard probe tips to provide long service life
- Flexible silicone insulated test leads
- CAT II 150 V, 3 A rating, UL listed



### TL940 Mini-Hook Test Lead Set

- 1 pair (red, black) of test leads with multi-stacking 4 mm banana plugs and mini-hooks
- Mini-hooks attach to component leads up to 1.5 mm diameter
- 90 cm long PVC insulated leads
- 30 V rms or 60 V DC, 15 A



### TL950 Mini-Pincer Test Lead Set

- 1 pair (red, black) of test leads with multi-stacking 4 mm banana plugs and mini-pincers
- Mini-pincers open to 2.3 mm
- 90 cm long PVC insulated leads
- 30 V rms or 60 V DC, 15 A



## Test Leads / Patch Cords

### TL960 Micro-Hook Test Lead Set

- 1 pair (red, black) of test leads with multi-stacking 4 mm banana plugs and micro-hooks
- Micro-hooks attach to component leads up to 1 mm diameter
- 90 cm long PVC insulated leads
- 30 V rms or 60 V DC, 15 A



### TL930 Patch Cord Set (60 cm)

- 1 pair (red, black) multi-stacking 4 mm banana plug patch cords
- Nickel-plated banana plugs
- 61 cm long PVC insulated leads
- 30 V rms or 60 V DC, 15 A



### TL932 Patch Cord Set (90 cm)

- 1 pair (red, black) multi-stacking 4 mm banana plug patch cords
- Nickel-plated banana plugs
- 90 cm long PVC insulated leads
- 30 V rms or 60 V DC, 15 A



### TL935 Patch Cord Kit (60, 90, 120 cm)

- 3 sets (red and black pairs) of multi-stacking 4 mm banana plug patch cords
- Nickel-plated banana plugs
- 60 cm, 90 cm, 120 cm long PVC insulated leads
- 30 V rms or 60 V DC, 15 A



## Kits

### TL80A Basic Electronic Test Lead Kit

- One pair (red, black) each 1 meter long silicone test lead set, alligator clip and probe tip extender.
- C75 soft carrying case
- CAT II 300 V. UL listed



### TP920 Test Probe Adapter Kit

- Set of push-on adapters for TL71 and TL75 test probes
- IC test adapters, extended probe tips, medium alligator clips (max. opening 7.6 mm)
- CAT II 300 V, 5 A rating



### TL970 Hook and Pincer Kit

- TL940 Mini-Hook Test Lead Set
- TL950 Mini-Pincer Test Lead Set
- TL960 Micro-Hook Test Lead Set



### TL81A Deluxe Electronic Test Lead Kit

- Includes components of TL80, plus one pair (red, black) each modular 1 meter long silicone test lead, test probe, hook-style and pinch style clip, alligator clip, IC probe tip adapter and spade lugs
- Quadfold soft carrying case
- CAT II 300 V. UL listed




### TLK287 Electronic Master Test Lead Kit

- Includes modular leads, probes (black and red), minigrabber/jack set, medium alligator clips (black and red), spade lug/banana jack plated (set), couplers IEC1010 (black and red), micrograbbers and -leads (black and red)
- TL910 Electronic Test Lead Set
- Quadfold Pouch
- CAT III 1000 V (probes only)



### BP980 Double Banana Plug Kit

- 5 pair (red, black) of double 4 mm banana plugs
- Each plug has 3.1 mm holes for mounting wires and components
- Brass plugs/jack, beryllium copper springs
- 30 V rms or 60 V DC, 15 A



# Industrial Test Leads, Probes & Clips

FLUKE®

## Test Leads

### TL71 Premium Test Lead Set

- One pair (red, black) comfort grip probes with silicone insulated, right-angle test leads
- Recommended for  $\mu$ V measurements
- CAT IV 600 V, CAT III 1000 V, 10 A rating. UL listed



### TL75 Hard Point™ Test Lead Set

- One pair (red, black) comfort grip probes with PVC insulated, test leads with right-angle shrouded banana plugs
- Recommended for general purpose measurements
- CAT IV 600 V, CAT III 1000 V, 10 A rating. UL listed



### TL76 All-in-one Test Lead Set

- One pair (red, black) 1.5 meter long silicone test leads with right angle shrouded banana plug
- Lantern tip (removable) for use with European wall sockets (4 mm  $\varnothing$ )
- Lantern tip can be removed for easy access to terminal blocks (2 mm  $\varnothing$ )
- Removable, insulated IC caps allow probing on closely spaced leads and compliance with GS38.
- Cat IV 600 V, CAT III 1000 V, 10 A rating. UL listed



## Modular Test Leads


### TL221 SureGrip™ Extension Lead Set

- One pair (red, black) of silicone insulated leads with straight connectors on both ends
- Reinforced strain relief
- Includes one pair (red, black) of female couplers
- Extends test leads by 1.5 m
- 600 V CAT IV, 1000 V CAT III, 10 A rating. UL listed



### TL222 SureGrip™ Silicone Test Lead Set

- DMM test leads (red, black) with safety shrouded, standard diameter banana plugs
- Right angle connector on both ends
- Reinforced strain relief
- 1.5 meter silicone-insulated wire resists heat & cold
- CAT IV 600 V, CAT III 1000 V, 10 A rating. UL listed



### TL224 SureGrip™ Silicone Test Lead Set

- DMM test leads (red, black) with safety shrouded, standard diameter banana plugs
- Right angle connector on one end and straight connector on the other
- Reinforced strain relief
- 1.5 meter silicone-insulated wire resists heat & cold
- CAT IV 600 V, CAT III 1000 V, 10 A rating. UL listed



### TL27 Heavy Duty Test Lead Set

- DMM test leads (red, black) with safety shrouded, standard diameter banana plugs
- Heavy duty EPDM insulation
- Length 1.5 m
- CAT III 1000V, 10A rating. UL listed



### H900 Test Lead Holder

- Heavy duty construction with mounting holes
- Holder has 10 slots for wires up to 8 mm in diameter
- Over-all dimensions: 27.9 cm L x 8.9 cm W x 3.2 cm H



## Kits

### TL220 SureGrip™ Industrial Test Lead Kit

- AC220 SureGrip™ Alligator Clip Set
- TP220 SureGrip™ Test Probe Set
- TL222 SureGrip™ Silicone Test Lead Set (right to right)



### TL223 SureGrip™ Electrical Test Lead Kit

- AC220 SureGrip™ Alligator Clip Set
- TP1 Slim-Reach™ Test Probes (flat bladed)
- TL224 SureGrip™ Silicone Test Lead Set (straight to right)



### TL238 SureGrip™ High Energy Test Lead Kit

- TP238 SureGrip™ Insulated Tip Test Probes with less than 4 mm of exposed metal (GS38) with flexible removable finger banner
- TP280 20 cm Test Probe Extenders
- TL224 SureGrip™ Silicone Test Lead Set



### TLK-220 EUR SureGrip™ Accessory Kit

- AC220 SureGrip™ Alligator Clip Set
- AC285 SureGrip™ Large Jaw Alligator Clip Set
- TP74 Slim Reach Test Probe Set (4 mm)
- TL224 SureGrip™ Silicone Test Lead Set
- Large zippered soft case with moveable divider



SureGrip™ accessories are designed to improve steadiness in slippery hands. Rubber overmolded surfaces and finger-hugging curves give the user a comfortable, reliable grip on the accessory so they can focus on making an accurate measurement.

# Industrial Test Leads, Probes & Clips

FLUKE®

## Kits

### TLK-225 SureGrip™ Master Accessory Kit

- AC220 SureGrip™ Alligator Clip Set
- AC280 SureGrip™ Hook Clip Set
- AC283 SureGrip™ Pincer Clip Set
- AC285 SureGrip™ Large Jaw Alligator Clip Set
- TP220 SureGrip™ Test Probe Set
- TL224 SureGrip™ Silicone Test Lead Set
- 6-Pocket Storage Pouch



### TLK289 EUR Industrial Master Test Lead Kit

- C116, Soft Case
- AC220 Alligator Clip Set
- AC280 Hook Clip Set
- AC285 Large Jaw Alligator Clip Set
- TP74 Lantern Tip Test Probe Set
- TL224 Test Lead Set
- TPAK Hanging Kit
- 80BK-A Temperature Thermocouple



### ACC-T5-KIT Accessory Kit for use with T5

- This kit completes the offering of a T5 with add-on probes and carrying case.
- TP220 SureGrip™ Test Probe Set
  - AC285 SureGrip™ Large Jaw Alligator Clip Set
  - C33 Soft Meter Case



### L215 SureGrip™ Kit with Probe Light and Extender

- L200 Probe Light
- TP280 20 cm Test Probe Extenders
- TP220 SureGrip Test Probes
- TL224 SureGrip Silicon Test Lead Set
- Foldable soft pouch with six pockets and hook-and-loop




## Modular Test Probes

(for use with Modular Test Leads)

### TP220 SureGrip™ Test Probe Set

- One pair (red, black) of Industrial test probes
- Sharp, 12 mm stainless steel tip provides reliable contact
- Flexible finger barrier improves grip
- Recommended for use with TL222 and TL224 test leads
- CAT IV 600 V, CAT III 1000 V, 10 A rating, UL listed



### TP74 Lantern Tip Test Probe Set

- One pair (red, black)
- Tips include banana-style spring contacts with nickel-plated brass ends
- CAT III 1000 V, 10 A rating, UL listed



### TLK290 Test Probe Kit

- Kit includes three flexible socket probes and a large alligator clip
- To be used on three phase sockets.
- Probes have flexible width test points that fit securely in 4 to 8 mm sockets.
- CAT III 1000 V, 8 A



### TP1, TP2, TP4, TP38 SlimReach Test Probe Sets

- One pair (red, black) of slender probes for closely spaced or recessed terminals
- **TP1:** Flat blade design to hold securely in blade type wall sockets
- **TP2:** 2 mm diameter tip for electronics work. Also compatible with AC72.
- **TP4:** 4 mm diameter tip designed to fit into IEC wall outlets
- **TP38:** Insulated probe tip (designed to meet GS38 specs for United Kingdom).
- CAT IV 600 V, CAT III 1000 V, 10 A rating, UL listed



## Modular Test Probes

(for use with Modular Test Leads)

### TP80 Electronic Test Probe Set

- Recommended for use with TL222 and TL224
- One pair (red, black)
  - IC insulated cap prevents shortening of IC legs for probing high density components or boards
  - CAT III 1000 V, 10 A rating, UL listed



### TLK291 Fused Test Probe Set

- One pair (red, black) fused test probes
- Designed to meet GS38 specs for United Kingdom
- CAT III 1000V, 0.5A
- Fuse rating: 500 mA/1000 V/FF/50 kA



**New**

### FTP SureGrip™ Fused Test Probes

- Built-in fuses for added protection
- 2 mm threaded probe tips include removable 4 mm lantern-style spring contacts
- Removable GS38 insulated IC caps for probing closely spaced leads
- CAT III 1000 V, CAT IV 600 V, 10A



**New**

### FTPL SureGrip™ Fused Test Probes with Leads

- FTP Fused Test Probes with built-in fuses for added protection
- Includes TL224 Silicone Insulated Test Leads
- CAT III 600 V, CAT IV 600 V, 10 A



All accessories have a one year warranty

# Industrial Test Leads, Probes & Clips

FLUKE®

## Modular Clips

(for use with Modular Test Leads)

### AC220 SureGrip™ Alligator Clip Set

- One pair (red, black) of small, insulated, nickel plated jaws
- Blunt tip grabs round screw heads up to 9.5 mm
- Recommended for use with TL222 and TL224 test leads
- CAT IV 600 V, CAT III 1000 V, 10 A rating. UL listed



### AC280 SureGrip™ Hook Clip Set

- One pair (red, black) of nickel plated clips
- Profile narrows to 5.6 mm at tip, hook opening 6.4 mm at front, 2 mm at base
- Recommended for use with TL222 and TL224 test leads
- CAT IV 600 V, CAT III 1000 V, 3 A rating. UL listed



### AC283 SureGrip™ Pincer Clip Set

- One pair (red, black) of nickel plated pincers open to 5 mm
- 11.4 cm flexible insulated shaft
- Recommended for use with TL222 and TL224 test leads
- CAT IV 600 V, CAT III 1000 V, 1 A rating. UL listed



## Modular Clips

(for use with Modular Test Leads)

### AC285 SureGrip™ Large Jaw Alligator Clip Set

- One pair (red, black) of large alligator clips with nickel-plated steel jaws
- Multi-purpose tooth pattern grips anything from fine gauge wire to a 20 mm bolt
- Recommended for use with TL222 and TL224 test leads
- CAT IV 600 V; CAT III 1000 V, 10 A rating. UL listed



### AC87 Heavy Duty Bus Bar Clip Set

- One pair (red, black) of flat, right angle design for connecting to bus bars
- Adjustable collar provides 2 ranges of jaw openings up to 30 mm
- CAT III 600 V, 5 A rating. UL listed



### AC89 Heavy Duty Insulation Piercing Test Clip

- Single probe pierces 0.25 to 1.5 mm insulated wire
- Small pin allows self-healing of the insulation
- CAT IV 600V, CAT III 1000 V, 5 A rating. UL listed



## Push-on Clip

(for use with TL71 and TL75 Test Lead Sets)

### AC72 Alligator Clip Set

- Slide-on alligator clips (red, black) for TL71/TL75
- Jaws provide 8 mm opening
- CAT IV 600 V, CAT III 1000 V, 10 A rating. UL listed



## Test Leads and Probes in one

### The new standard for safer electrical measurements

TL175 and TP175 TwistGuard™ test leads are the latest in the SureGrip™ technology from Fluke that provides two safety features in one set of test leads. These new patented test leads provide two category rated tips (CAT III/IV) with a simple twist of the shroud. The lead wires on the TL175 are equipped with wear indication, that show when the leads have excessive wear and that it is time to replace them. The TL175 and TP175 meet the new NFPA 70E (IEC 61010-031) safety standard which is the standard for electrical safety in the workplace.



### TL175 TwistGuard™ Test Leads

- Probes meet new IEC 61010 requirements for safety
- Patented extendable tip sheath meets new CAT III 1000 V, CAT IV 600 V requirements while providing the flexibility you need for CAT II measurements
- Double insulated silicone leads with Wear indication for increased safety
- Probes always show correct Category rating for tip being used
- Advanced strain relief exceeds 5,000 bend life
- One-year warranty



SureGrip™ accessories are designed to improve steadiness in slippery hands. Rubber overmolded surfaces and finger-hugging curves give the user a comfortable, reliable grip on the accessory so they can focus on making an accurate measurement.

All accessories have a one year warranty

# Automotive Accessories

## Piercing Clips

### TP81 and TP82 Insulation Piercing Clip Set

- Banana jack accepts all DMM and banana jack leads
- Available for 4 mm input, modular connection with TP81 or available as a 2 mm input to slip onto probe tips with the TP82
- Tested to 60 V DC



### TP84 Oxygen Sensor Insulation Piercing Clip


- Banana jack accepts all DMM and banana jack leads (4 mm)
- Tested to 60 V DC



## Probe Pins

### TP88 Rigid Back Probe Pin Set

- Slides onto test probes measuring 2 mm
- Tested to 60 V DC



### TP40 Automotive Back Probe Pins (five)

- Banana jack accepts all DMM and banana jack leads (4 mm)
- Tested to 60 V DC



## Banana Plugs

### BP880 BNC to Female Double Stacking Banana Plug BP881 BNC to Male Double Stacking Banana Plug


- Allows for hands-free testing in controlled voltage environments 500 VRMS maximum
- Banana plug is nickel-plated, beryllium copper for low contact resistance
- The BNC shell is plated for tarnish resistance
- Operating temperature +50°C maximum



## Pressure Module

### PV350 Pressure Vacuum Module

- Compatible with all Fluke and most popular DMMs
- Digital pressure and vacuum measurements in a single module
- Transducer sealed in 316 stainless steel compatible with variety of liquids and gases
- Measures vacuum to 76 cm Hg
- Display results in English (psig or Hg) or metric (kPa or cm Hg) units
- Measures pressure to 500 psig (3447 kPa)



## Test Leads

### TL28A Automotive Test Lead Set

- Flexible silicone insulated leads are heat and cold resistant
- CAT I 30 V, 10 A



### TLK281 SureGrip™ Automotive Test Lead Kit

- Kit contains:
  - TP81 Insulation Piercing Clip Set
  - TL224 Suregrip™ Silicone Test Lead Set
  - TP220 Suregrip™ Test Probe Set
  - AC220 Suregrip™ Alligator Clip Set
  - AC285 Suregrip™ Large Jaw Alligator Clip Set
  - Soft Case



### TLK282 SureGrip™ Deluxe Automotive Test Lead Kit

- Kit contains:
  - TP81 Insulation Piercing Clip Set
  - TP40 Automotive Back Probe Pins (five)
  - TL224 Suregrip™ Silicone Test Lead Set
  - TP220 Suregrip™ Test Probe Set
  - AC220 Suregrip™ Alligator Clip Set
  - AC285 Suregrip™ Large Jaw Alligator Clip Set
  - AC280 Suregrip™ Hook Clip Set
  - Soft Case



## TL 82 Automotive Pin & Socket Adapter Kit

This set of male and female adapters allows you to make firm connection to pin and socket connectors.

- Kit contains:
  - Retractable shrouded test lead set
  - Complete set of 8 pin-and-socket adapters with flexible tips
  - One red and black in different sizes
  - Rated to 60 V DC



## Current Probe

### 90i-610s AC/DC Current Probe (600 A)

- Current Range: 2 to 600A DC or AC Peak
- Basic Accuracy (DC to 400Hz): ± (2% of reading + 1A)
- Output Signal: 100A range: 10mV/A 600A range: 1mV/A
- Frequency Range: 40Hz to 400Hz
- Working Voltage: 600V AC rms
- Maximum Conductor Diameter: 34 mm



## Inductive Pick-up

### RPM80 Inductive Pick-up

- Provides RPM readings



## ScopeMeter Accessory Kits

### SCC128 Automotive Accessory Kit (120 Series)



### SCC198 Automotive Accessory Kit (190 Series)



These kits provide a host of accessories that allow you to easily and quickly make measurements on automotive electronic systems using a 120 or 190 Series ScopeMeter.

# Current Clamps



i5s



i50s



i200



i200s



i400



i400s

## Specifications AC models

	i5s	i50s	i200	i200s	i400	i400s
Nominal current range(s)	5 A	3/30 AC RMS or DC	200 A	20 A 200 A	400 A	40 A 400 A
Continuous AC current range	0.01 A - 6 A	30 A cont. 50 A<10 sec	0.5 A - 200 A	0.1 - 24 A 0.5 A - 200 A	5 A - 400 A	0.5 - 40 A 5 A - 400 A
Highest current	70 A	30 A cont. 50 A<10 sec	240 A	240 A	1000 A	1000 A
Lowest measurable current	10 mA	10 mA	0.5 A	0.5 A	1 A	0.5 A
Basic accuracy (48-65 Hz) <sup>1)</sup>	1%	± 5% typical DC to 100 kHz	1% + 0.5 A	1.5% + 0.5 A	2% + 0.15	2% + 0.15
Useable frequency	40 Hz - 5kHz	DC to 50 MHz	40 Hz - 10 kHz	40 Hz - 10 kHz	45 Hz - 3 kHz	45 Hz - 3 kHz
Max. working voltage	600 V AC	300 V AC RMS or DC	600 V AC	600 V AC	1000 V	1000 V
Maximum conductor diameter	15 mm	5 mm	20 mm	20 mm	32 mm	32 mm
Output level(s)	400 mV/A	1/100 mV/A	1 mA/A	100 mV/A 10 mV/A	1 mA /A	10 mV/A 1 mV/A
Battery, battery life		External Power				
Output cable (m)	2.5	2	1.5	2.0	1.5	2.5
Shrouded banana plugs			●		●	
BNC connector	•	●		●		●
BNC to banana adapter included				●		
Safety	CAT III, 600 V	CAT I 300 V	CAT III, 600 V	CAT III, 600 V	CAT III 1000 V / CAT IV 600 V	CAT III 1000 V / CAT IV 600 V

<sup>1)</sup> Basic Accuracy: % reading + floorspec



i800



i1000s



i2000 flex



i3000s flex



i3000s



i6000s flex

	i800	i1000s	i2000 flex	i3000s flex-24 i3000s flex-36	i3000s	i6000s flex-24 i6000s flex-36
Nominal current range(s)	800 A RMS	10 A 100 A 1000 A	20 A 200 A 2000 A	30 A 300 A 3000 A	30 A 300 A 3000 A	60 A 600 A 6000 A AC
Continuous AC current range	0.1 A - 800 A RMS	0.1 A - 10 A 0.1 A - 100 A 1 A - 1000 A	1 A - 20 A 2 A - 200 A AC RMS 30 A - 2000 A	1 A - 30 A 2 A - 300 A AC RMS 30 A - 3000 A	1 A - 30 A 1 A - 300 A 1 A - 2400 A	1 A - 6000 A AC RMS
Highest current	1500 A	2000 A	2500 A AC RMS	3500 A AC RMS	4000 A	6000 A
Lowest measurable current	0.1 A	0.1 A	1 A	1 A	1 A	1 A
Basic accuracy (48-65 Hz) <sup>1)</sup>	0.10%	1% + 1 A	1%	1%	2% + 2 A	± 1% of range
Useable frequency	30 Hz - 10 kHz	5 Hz - 100 kHz	10 Hz - 20 kHz (-3dB)	10 Hz - 50 kHz (-3dB)	10 Hz - 100 kHz	10 Hz to 50 kHz
Max. working voltage	600 V AC RMS or DC	600 V AC	600 V AC RMS	600 V AC RMS	600 V AC	600 V AC RMS or DC
Maximum conductor diameter	54 mm	54 mm	178 mm	Flex-24 178 mm Flex-36 275 mm	64 mm	Flex-24 170 mm Flex-36 275 mm
Output level(s)	1 mA/A	100 mV/A 10 mV/A 1 mV/A	100 mV/A 10 mV/A 1 mV/A	100 mV/A 10 mV/A 1 mV/A	10 mV/A 1 mV/A 0.1 mV/A	50 mV/A 5 mV/A 0.5 mV/A
Battery, battery life			200 hours	400 hours		400 hours
Output cable (m)	1.6	1.6	0.5	0.5	2.1	0.5
Shrouded banana plugs	●		●	n/a		
BNC connector		●	n/a	●	●	●
BNC to banana adapter included			n/a	●	●	●
Safety	CAT III, 600 V	CAT III, 600 V	CAT III, 600 V	CAT III, 600 V	CAT III, 600 V	CAT III, 600 V

<sup>1)</sup> Basic Accuracy: % reading + floorspec

# Current Clamps



## Specifications AC/DC Models

	80i-110s	i30	i30s	i310s	i410	i1010
Measurement type	Hall sensor	Hall sensor	Hall sensor	AC/DC	Hall sensor	Hall sensor
Nominal current range(s)	10 A, AC/DC 100 A, AC/DC	20 A AC RMS or DC	20 A AC RMS or DC	30/300 A AC RMS or 45/450 A DC	400 A, AC/DC	600 A, AC 1000 A, DC
Continuous current range	0.1 A - 10 A AC/DC 1 A - 100 A AC/DC	30 A AC Peak	30 A AC Peak	100 mA - 300 A AC RMS or 450 A DC	1 A - 400 A AC/DC	1 A - 600 A, AC 1 A - 1000 A, DC
Highest current	140 A - 2 kHz	30 A AC Peak	30 A AC Peak	300 A AC RMS or 450 A DC	400 A	1000 A
Lowest measurable current	0.1 A	50 mA	50 mA	100 mA	0.5 A	0.5 A
Basic accuracy <sup>1)</sup>	3% + 50 mA (@ 10 A)	± 1% of reading ±2 mA	± 1% of reading ±2 mA	±1% of reading	3.5% + 0.5 A	2% +0.5 A
Useable frequency	DC - 100 kHz	DC to 20 kHz (-0.5dB)	DC to 100 kHz (-0.5dB)	DC to 20 kHz	DC - 3 kHz	DC - 10 kHz
Zero error adjustment	●	manual adjust via thumbwheel	manual adjust via thumbwheel	Manual	●	●
Max. working voltage	600 V	300 V AC RMS	300 V AC RMS	300 V AC RMS or DC	600 V	600 V
Maximum conductor diameter	11.8 mm	19 mm	19 mm	19 mm	30 mm 2 x 25 mm	30 mm 2 x 25 mm
Output level(s)	100 mV/A 10 mV/A	100 mV/A	100 mV/A	10/1 mV/A	1 mV/A	1 mV/A
Battery, battery life	9 V, 55 h	30 hours typical	30 hours typical	30 hours	9 V, 60 h	9 V, 60 h
Output cable length (m)	1.6	1.5	2	2	1.6	1.6
Shrouded banana Plugs		●	n/a		●	●
BNC connector	●	n/a	●	●		
BNC to banana adapter included		n/a	●	●		
Safety	CAT II, 600 V CAT III, 300 V	CAT III, 300 V	CAT III, 300 V	CAT III 300 V	CAT III, 600 V	CAT III, 600 V

<sup>1)</sup> Basic Accuracy: % reading + floorspec

## Current Clamp Compatibility Chart



- i410 Kit AC/DC Current Clamp (400A) with soft case**  
**i1010 Kit AC/DC Current Clamp (1000A) with soft case**
- Combination of current clamp with carrying case
  - Zipped soft case with moveable divider
  - Soft case is large enough to hold a meter

	113/114/115/116/117	175/177/179	187/189	233	287/289	271I / 281I	8845A/8846	8808A	77 IV	83V/87V	88V	43B	430 Series	123/124	125	190 Series/215C/225C	1577/1587	715	724	725	741B/743B/744	787	789
<b>AC Models</b>																							
i5s													●		●	●							
i200	4	●	●	●	●	●	●	●	●	●	●											●	●
i200s	●	●	●	●	●	●	●	●	●	●	●	●	●	●	●	●	●					●	●
i400	●	●	●	●	●	●	●	●	●	●	●	●	●	●	●	●	●					●	●
i400s	2	2	2	2	2	2	2	2	2	2	2	●	●	●	●	●	2				2	2	2
i430 flex													●										
i800	4	●	●	●	●	●	●	●	●	●	●						●					●	●
i1000s	2	2	2	2	2	2	2	2	2	2	2	●		●	●	●	2				2	2	2
i2000 flex (new version)	●	●	●	●	●	●	●	●	●	●	●	3	3	3	3	3	●					●	●
i3000s	●	●	●	●	●	●	●	●	●	●	●	●	●	●	●	●	●					●	●
i3000s flex	●	●	●	●	●	●	●	●	●	●	●	●	●	●	●	●	●					●	●
i6000s flex	●	●	●	●	●	●	●	●	●	●	●	●	●	●	●	●	●					●	●
<b>AC/DC Models</b>																							
i30	●	●	●	●	●	●	●	●	●	●	●						●					●	●
i30s	●	●	●	●	●	●	●	●	●	●	●	●	●	●	●	●							
80i-110s	2	2	2	2	2	2	2	2	2	2	2	●	●	●	●	●					2	2	2
i310s	●	●	●	●	●	●	●	●	●	●	●	●	●	●	●	●						●	●
i410 / i410 kit	●	●	●	●	●	●	●	●	●	●	●			3	3	3	●	1	1	1	1	●	●
i1010 / i1010 kit	●	●	●	●	●	●	●	●	●	●	●			3	3	3	●	1	1	1	1	●	●
<b>Other</b>																							
90i-610s*	2	2	2	2	2	2	2	2	2	2	2			●	●	●	2				2	2	2

\* For specifications of 90i-610s see page 113  
 1 For DC only  
 2 Requires PM 9081 (see page 76)  
 3 Requires PM 9082 (see page 76)  
 4 115, 117 only

# Temperature Accessories

## Contact Probes

### 80PK-22 SureGrip™ Immersion Probe

- Type-K thermocouple for use in liquids and gels
- Measurement range: -40 to 1090°C
- Probe length: 21.3 cm



### 80PK-24 SureGrip™ Air Probe

- Type-K thermocouple for use in air and non-caustic gas measurements
- Bead protected by perforated baffle
- Measurement range: -40 to 816°C
- Probe length: 21.6 cm



### 80PK-25 and 80PT-25 SureGrip™ Piercing Probe

- 80PK-25: Type-K thermocouple suitable for food industry, liquids and gels
- 80PT-25 operates with T-type thermometers
- Measurement range: 80PK-25: -40 to 350°C, 80PT-25: -196 to 350°C
- Probe length: 10.2 cm



### 80PK-26 SureGrip™ General Purpose Probe

- Type-K thermocouple with tapered tip for use in air, non-caustic gas and surface applications
- Measurement range: -40 to 816°C
- Probe length: 21.2 cm



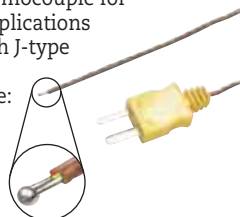
### 80PK-27 SureGrip™ Industrial Surface Probe

- Type-K thermocouple for surfaces in rugged environment
- Durable ribbon sensor
- Measurement range: -127 to 600°C
- Probe length: 20.3 cm




### 80PK-1 and 80PJ-1 Bead Probe

- 80PK-1: Type-K thermocouple for general purpose applications
- 80PJ-1 operates with J-type thermometers
- Measurement range: -40 to 260°C
- Probe length: 1 m lead wire



### 80PK-3A Surface Probe

- Type-K thermocouple for flat or curved surfaces such as plates and rollers
- Measurement range: 0 to 260°C
- Probe length: 9.5 cm



### 80PK-8 / 80PK-10 Pipe Clamp Temperature Probe

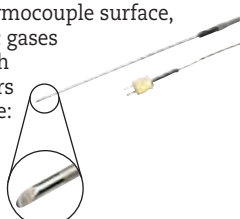
- Type-K thermocouple for fast temperature and superheat measurements of pipe surfaces
- Durable ribbon sensor
- Measurement range: -29 to 149°C for pipe diameters from 6.4 to 34.9mm (80PK-8) and 32 mm to 64 mm (80PK-10)

New



### 80PK-9 and 80PJ-9 General Purpose Probe

- 80PK-9: Type-K thermocouple surface, air and non-caustic gases
- 80PJ-9 operates with J-type thermometers
- Measurement range: -40°C to 260°C
- Probe length: 15.3 cm



### 80PK-11 Velcro Temperature Probe

- Type-K thermocouple for hands free measurement of HVAC temperature measuring applications
- Total length of cable: 1m (0.5m in cable, 0.5m in Velcro cuff insulation material; Hytrel)
- Measurement range: -30°C to 105°C



## DMM Probes

### 80AK-A Thermocouple Adapter

- Adapts Type-K thermocouple mini-connector to dual banana plug inputs
- Measurement range and accuracy: probe dependent
- Suitable for low voltage applications (below 30 V AC, 60 V DC)



### 80BK-A Integrated DMM Probe

- Type-K thermocouple with standard banana jack
- Convenient one piece construction
- Compatible with DMMs with temperature measurement functions
- Measurement range: -40 to 260°C




### 80TK Thermocouple Module

- Converts a DMM to a thermometer
- For use with type-K thermocouples in low voltage applications (below 24 V AC, 60 V DC)
- Measurement range: -50 to 1000°C (probe dependent)



### 80T-150UA Universal Temperature Probe

- Compatible with Fluke DMM
- High accuracy, fast reading for low voltage (below 24 V AC, 60 V DC) applications
- Measurement range: -50 to 150°C
- Output: 1 mV/°C or 1 mV/°F (switchable)





**SureGrip™ accessories are designed to improve steadiness in slippery hands. Rubber overmolded surfaces and finger-hugging curves give the user a comfortable, reliable grip on the accessory so they can focus on making an accurate measurement.**

# Temperature Accessories

## Other Temperature Accessories

### 80PR-60 RTD Temperature Probe


- For simultaneously taking contact and non-contact temperature measurements with Fluke 66 or 68
- Measurement range: -40 to 260°C



### 80CK-M & 80CJ-M type K & J Male

#### Mini-Connectors


- Isothermal screw terminal for K or J wire
- Suitable for up to 20 gauge thermocouple wire
- Color coded to industry standards (K-yellow, J-black)
- Two per package



### Thermocouple Plug Kits


#### 700TC1

- A kit of 10 mini-plug connectors
- Type J (black), one
  - Type K (yellow), one
  - Type T (blue), one
  - Type E (purple), one
  - Type R/S (green), one
  - Type B or CU (white), one
  - Type L (J-DIN) (blue), one
  - Type U (T-DIN) (brown), one
  - Type C (red), one
  - Type N (orange), one



#### 700TC2

- A kit of 7 mini-plug connectors
- Type J (black), two
  - Type K (yellow), two
  - Type E (purple), one
  - Type T (blue), one
  - Type R/S (green), one



**New**




### 80PK-18 Pipe Clamp Temperature Probe Kit

- 80PK-8 Pipe Clamp Temperature Probe
- 80PK-10 Pipe Clamp Temperature Probe
- Soft Case

### 80PK-EXT, 80PJ-EXT and 80PT-EXT Extension Wire Kits

- Extending and repairing J, K or T-type thermocouple wires
- Kit includes 3 meters of thermocouple wire and 1 pair of male/female mini-connectors
- Maximum continuous exposure temperature: 260°C
- 80PK-EXT is compatible with K-type thermometers, 80PJ-EXT is designed for J-type thermometers and PT-EXT for T-type thermometers



## Temperature Probe Compatibility Chart

	113/114/115/116/117	175/177	179	233	287/289	271I / 281II	8845A/8846A/8808A	771V	83V	87V	88V	43B	120 Series	190 Series/225C/215C	1577	1587	51/52/53/54 II	561	566/568	66/68	705/707	714	715	724	725	741B/743B/744	787	789	
<b>Contact Probes</b>																													
80PK-1 ... 80PK-27	1	1	2	2	2	2	1	1	1	2	2	1	1	1	1	2	●	●	●		1	●	1	●	●	●	●	1	1
80PJ-1, 80PJ-9																	●	●	●			●		●	●	●	●		
80PT-25	1																●					●		●	●	●			
<b>DMM probes</b>																													
80AK-A	●3)		●	●	●	●				●	●					●													
80BK-A	●3)		●	●	●	●				●	●					●													
80TK		●					●	●	●			●	●	●	●							●		●			●	●	●
80T-150UA		●	●	●	●	●	●	●	●			●	●	●	●							●		●			●	●	●
<b>Miscellaneous</b>																													
80CK-M	1	1	2	2	2	2	1	1	1	2	2	1	1	1	1	2	●	●	●		1	●	1	●	●	●	●	1	1
80CJ-M																	●	●	●			●		●	●	●	●		
80PK-EXT4)	1	1	2	2	2	2	1	1	1	2	2	1	1	1	1	2	●	●	●		1	●	1	●	●	●	●	1	1
80PJ-EXT																	●	●	●			●		●	●	●	●		
80PT-EXT																	●	●	●			●		●	●	●	●		
700TC1, 700TC2																	●	●	●			●		●	●	●	●		
80PR-60																				●									

1) Requires 80TK  
 2) Requires 80AK  
 3) Fluke 116 only  
 4) Also requires 80CK-M

# Cases and Holsters

## Soft Cases

Zipped carrying cases protect your meter; most cases come with belt loops so your meter is stored conveniently on your tool belt.



### C195

- Zipped carrying case with storage compartments
- Allows hand or shoulder use



### C789

- Large fabric carrying case with 3 compartments, removable handle and shoulder strap



### C550 Tool Bag

- Steel reinforced frame
- Rugged ballistic cloth with heavy duty hardware
- Large zippered storage compartment with 25 pockets
- Weather resistant
- Carry all your tools to the job



## Cases & Holsters Compatibility Chart

		113/114/115/116/117	175/177/179	233	287/289	271L / 281I	77 IV	83V/87V/88V	T5	T50	T100 Series	321/322	333/334/335/336/337/902	353/355	1503/1507/1517/1587	9040/9062	1735/1740 Series	480 Series	438/120 Series	190 Series/225C/215C	922	971	51/52/53/54 II	561	566/568	570 Series	61	63/66/68	705/707	712/714/715/717	718	724/735/726	741B/743B/744	787	789		
<b>Soft Cases</b>	<b>Size (HxWxD) mm</b>																																				
C12A	172 x 128 x 38	•																																			
C23	225 x 95 x 58	•																																			
C25	218 x 128 x 64	•	•																																		
C33	280 x 115 x 55																																				
C35	220 x 140 x 65																																				
C43	318 x 230 x 90																																				
C50	192 x 90 x 38																																				
C75	179 x 103 x 26																																				
C90	205 x 90 x 72																																				
C115	240 x 205 x 75																																				
C116	240 x 230 x 65																																				
C125	192 x 141 x 58																																				
C195	231 x 513 x 231																																				
C280	230 x 185 x 65																																				
C345	240 x 360 x 200																																				
C550	333 x 513 x 231																																				
C570	240 x 160 x 61																																				
C781	269 x 141 x 90																																				
C789	308 x 256 x 77																																				
<b>Hard cases</b>																																					
C20	256 x 154 x 106																																				
C100	397 x 346 x 122																																				
C101	305 x 360 x 105																																				
C120	346 x 397 x 128																																				
C190	410 x 474 x 135																																				
C435	565 x 476 x 305																																				
C800	230 x 385 x 115																																				
C1600	260 x 390 x 200																																				
CXT80	28 x 32 x 13																																				
CXT170	28 x 32 x 13																																				
CXT280	28 x 32 x 13																																				
<b>Leather Cases</b>																																					
C510	287 x 179 x 106																																				
C520A	256 x 154 x 106																																				
<b>Holsters</b>																																					
C10	154 x 77 x 45																																				
H80M	190 x 95 x 43																																				
<b>Other</b>																																					
H3	231 x 90 x 64																																				
H5	192 x 90 x 38																																				
H6	302 x 178 x 57																																				
<b>Hanging Kit (see page 120)</b>																																					
ToolPak																																					

# Cases and Holsters

## Hard Cases

### C20 Meter Case

- Heavy duty case with carrying handle and accessories storage compartment
- Top cover snaps onto back to serve as tilt stand



### C100 Meter and Accessory Case

- Tough polypropylene case



### C101 Hard Case

The hard case that fits all Fluke industrial test tools. Configure the diced foam interior to store and protect what you need to carry with you.

- Tough polypropylene exterior shell
- Interior cavity measures



### C120 and C190 Cases

- Heavy duty cases with accessory storage compartments



### C435 Hard Rolling Case

- Watertight hard case with rollers for 430 Series, 1735 and 1740 Series Power Quality products and accessories. The configurable foam securely holds any of these instruments during transit.



### C800 Meter and Accessory Case

- Tough polypropylene case
- Accessories and manual compartments
- Detachable lid



### C1600 Meter and Accessories Case

- Rugged molded plastic case
- Deep interior large enough to hold and protect your tools
- Lift out tray keeps everything organized
- Snap open compartment on top of lid



### CXT80, CXT170, CXT280 Rugged Pelican Hard Case

- Unbreakable, watertight, airtight, dustproof, chemical resistant and corrosion proof case



## Holsters

### C10 Meter Holster

- Snap-on yellow holster absorbs shocks and protects meter from rough handling
- Includes built-in stand and hanger loop



### H80M Holster + Magnetic Hanger

- Snap-on yellow holster absorbs shocks and protects meter from rough handling
- Magnet, hook and loop straps
- General purpose hanger



### H3 Clamp Meter Holster

- Fabric holster absorbs shocks and protects meter from rough handling.
- Built-in pocket for lead storage
- Convenient belt-loop with snap



### H5 Electrical Tester Holster

- Rugged fabric holster includes flap for lead storage and built-in belt loop
- Fits Fluke T3 and T5 testers



### H6 Infrared Thermometer Holster

- Durable nylon holster
- For Fluke 63, 66 and 68 Infrared Thermometers



## Leather Cases

### C510 Leather Meter Case

- Oiled genuine top grain cowhide
- Rugged construction with heavy duty stitching and reinforced rivets
- Large tool belt loop and top flap to secure meter
- Holds most Fluke DMMs, Thermometers, and Process Calibrators



### C520A Leather Tester Case

- Oiled genuine top grain cowhide
- Oil tanned for long life
- Rugged construction with heavy duty stitching and reinforced rivets
- Large tool belt loop and top flap to secure tester
- Holds Fluke Electrical Testers



# Software and other Accessories

## Software FlukeView® Forms

FlukeView Forms increases the power of your Fluke tool by enabling you to document, store and analyze individual readings or series of measurements, then convert them into professional-looking documents. FlukeView Forms supports the following multimeters:



### FlukeView Forms Compatibility Chart

FVF Option	Instrument	Cable**	Application Level
FVF-UG	Software only upgrade, Any instrument that supports Flukeview Forms Software	No Cable included	FVF Full (includes Designer)
FVF-SC1	Fluke 53-II, 54-II, 87-IV*, 89-IV*	Serial / IRDA	
FVF-SC2	Fluke 280 Series, 789, 1550B, 1653B, 568,180 Series*	USB / IR	
FVF-SC4	Fluke 8808A, 8845A, 8846A, 45*, 975	USB / Serial	
FVF-BASIC	Fluke 280 Series, 789, 1550B, 1653B, 180 Series*	USB / IR	FVF BASIC
FVF-SC5	8808A, 8845A, 8846A, 45*	USB / Serial	

\* Obsolete  
 \*\* USB cables are not supported for Microsoft Windows NT 4.0

## Hanging Kit

### ToolPak (TPAK)

The meter hanging solution

- Kit includes, universal hanger clips (2), hook & loop straps (2 lengths) and strong magnet
- Combine components to meet most hanging needs

See page 118 for compatibility chart



## IR189USB

IR to USB interface cable (included with FVF-SC2 and FVF-Basic)

- For customers who want to upgrade from their existing RS232 cable
- Small adapter to connect the cable to the 189, 287, 289, 1653B or the 1550B is included.
- CD-Rom with drivers for use with older versions of FVF-SC1 included.



## Make extended logging easier

### BP189 High Capacity Battery Enclosure (for Fluke 180 Series DMM)

- Expand the battery life of your Fluke 187/189 up to 450 hours (over two weeks of continuous use).
  - Houses 4 'C' cell batteries.
  - CAT III 1000 V, CAT IV 600 V
- Batteries and meter sold separately



## Fiber Optics

### FOM Fiber Optic Meter

The Fluke Fiber Optic Meter (FOM) helps you test and maintain fiber optic cables without having to buy a whole new meter. Plug the FOM directly into any DMM with a mV dc function and a 10 MΩ input impedance and quickly and accurately verify fiber optic cable system loss. Light sources and patch cords sold separately.



### FOS 850 & FOS 850/1300 Fiber Optic Light Sources

A variety of light sources allow you to test different cable lengths.

# Other Accessories

## Lights

### L200 Probe Light

- Attaches to any Fluke test probe
- Bright white LED
- 120 hours of battery life



### L205 Mini Hat Light

Rugged high-intensity Xenon worklight

- Attaches to a baseball cap
- Includes a hat clip
- Includes two AAA batteries
- Waterproof



### L206 Deluxe LED Hat Light (hard hat not included)

Attach it to a hard hat, a baseball cap, or even a panel door for all the light you need.

- 3 super bright white LEDs – never burn out
- Special hard-hat attachment included
- 40-hour battery life
- Includes three AAA batteries



### L210 Probe Light + Probe Extender

- Includes L200 Probe Light and TP280 Test Probe Extenders
- 20 cm probe extenders keep hands away from live circuits
- Extender fits between modular test probe and test lead (total reach 30 cm)



## Stray Voltage Adapter

### SV225 Stray Voltage Adapter

Stray voltage can appear in electrical installations, due to the capacity between wires. This may result in erroneous readings on high impedance meters.



The SV225 solves this without compromising safety.

- On energized wires, the meter will indicate the real voltage.
- On non-energized circuits the meter will read close to zero (even if there are stray voltages).
- It can be used with all modern meters with standard input spacing.
- Rated CAT III 1000 V, CAT IV 600 V



## High Voltage Probes

### 80K-6 and 80K-40

A high voltage probe that allows a multimeter to measure up to 6,000V or 40,000V respectively. Intended for low energy applications only



### TL225 SureGrip™ Stray Voltage Adapter Test Lead Kit

Kit includes:

- SV225 Stray Voltage Eliminator
- TL224 SureGrip™ Silicone Test Lead Set (right to straight)
- TP220 SureGrip™ Test Probe Set
- C75 Accessory Case



## Meter Cleaners

### MC6 MeterCleaner™ Wipes (6-pack)

### MC50 MeterCleaner™ Wipes (50-pack)

- Pre-moistened wipe removes dirt, oil and grease
- One wipe easily cleans one meter
- Safe on rubber, plastic and for environment (non-toxic)



# Product Quick Find List

Model	Page	Model	Page	Model	Page	Model	Page	Model	Page	Model	Page
Fluke 1AC I	32	Fluke 707 Ex	99,107	Fluke 8846A/SU	23	700PA4 Ex	102,107	EI-1623	40	PV350	113
Fluke 1AC II	32	Fluke 712	96	Fluke 9040	33	700PA5	102	EI-1625	40	RPM80	113
Fluke 1AC II SPK	32	Fluke 714	96	Fluke 9062	33	700PA6	102	EI-162BN	40	RS200	76
Fluke 27II	21	Fluke 715	99	Fluke 9142-X	97	700PCK	102	ES-162P3	40	SCC120	73
Fluke 28II	21	Fluke 717 1G	98	Fluke 9143-X	97	700PD2	102	ES-162P4	40	SCC128	113
Fluke 43B	81	Fluke 717 100G	98	Fluke 9144-X	97	700PD3	102	ES165X (1653)	48	SCC190	75
Fluke 51 II	55	Fluke 717 1000G	98	Fluke CO-205	69	700PD4	102	EXTL100	48	SCC191	75
Fluke 52 II	55	Fluke 717 1500G	98	Fluke CO-220	69	700PD5	102	FLK-075-CLKT	59	SCC198	113
Fluke 53 II	55	Fluke 717 30G	98	Fluke Norma 4000	89	700PD6	102	FLK-100-CLKT	59	SM100	32
Fluke 54 II	55	Fluke 717 300G	98	Fluke Norma 5000	89	700PD7	102	FLK80P1	56	SM200	32
Fluke 61	52	Fluke 717 500G	98	Fluke RLD2	70	700PRV	102	FLK80P3	56	SM300	32
Fluke 62/322/1AC Kit	5, 52	Fluke 717 3000G	98	Fluke T5-600	31	700PTP	102	FLK-LENS-TELE1	61-63	SP1000	48
Fluke 62	52	Fluke 717 5000G	98	Fluke T5-600/62/1AC Kit		700PV3	102	FLK-LENS-WIDE	61-63	SP-Scan-15	48
Fluke 63	52	Fluke 718 Ex	98,107		5, 31	700PV4	102	FLK-Ti-SPB3	61-63	SV225	121
Fluke 66	52	Fluke 718 1G	98	Fluke T5-H5-1AC Kit	5, 31	FOM	93	FOM	120	SW90W	75
Fluke 68	52	Fluke 718 30G	98	Fluke T5-1000	31	700TC1	117	FOS 850	120	Ti-Car Charger	60-63
Fluke 771V	20	Fluke 718 100G	98	Fluke T50	30	700TC2	117	FOS 1300	120	Ti-SBC3	61-63
Fluke 83V	17	Fluke 718 300G	98	Fluke T100	30	884X-case	18	FS17XX	88	Ti-TRIPOD	60-63
Fluke 87V	17	Fluke 719 30G	98	Fluke T120	30	884X-512M	18	FTP SureGrip fused test probes	111	Ti-Visor	60-63
Fluke 87V Ex	107	Fluke 719 100G	98	Fluke T140	30	975CK	67	FTPL SureGrip fused test probes with leads	111	TL175	112
Fluke 87V/E2 Kit	4	Fluke 724	95	Fluke Ti9	60	975R	67			TL27	110
Fluke 87V/i410	4	Fluke 725	94	Fluke Ti10	60	975VP	67			TL28A	113
Fluke 88V/A	22	Fluke 725 Ex	94,107	Fluke Ti25	61	2373-LPRT	56	FVF- Basic	120	TL2X4W-PT-II	23-24
Fluke 113	19	Fluke 726	94	Fluke Ti32	61	2384P	56	FVF-SC1	120	TL2X4W-TWZ	23-24
Fluke 114	19	Fluke 741B	93	Fluke TiRx	62	2384T	56	FVF-SC2	120	TL40	109
Fluke 115	19	Fluke 743B	93	Fluke TiR	62	5616-12-P	56	FVF-SC4	120	TL71	110
Fluke 116	19	Fluke 744	93	Fluke TiR1	63	5615-9-P	56	FVF-SC5	120	TL75	110
Fluke 117	19	Fluke 771	100	Fluke TiR32	63	5610-9-P	56	FVF-UG	120	TL76	110
Fluke 117/322 Kit	4	Fluke 772	100	Fluke VR1710	79	AC72	112	GPS430	83	TL80A	109
Fluke 123	73	Fluke 773	100	80AK-A	116	AC87	112	H3	119	TL81A	109
Fluke 123/S	73	Fluke 787	101	80BK-A	116	AC89	112	H5	119	TL82	113
Fluke 124	73	Fluke 789	101	80CJ-M	117	AC220	112	H6	119	TL220	110
Fluke 124/S	73	Fluke 810	104	80CK-M	117	AC280	112	H80M	119	TL221	110
Fluke 125	73	Fluke 902	26	80i-110s	115	AC283	112	H900	110	TL222	110
Fluke 125/S	73	Fluke 922	68	80K-40	121	AC285	112	i1A/10A Clamp PQ3	88	TL223	110
Fluke 175	18	Fluke 922/Kit	68	80K-6	121	ACC-T5-Kit	111	i1A/10A Clamp PQ4	88	TL224	110
Fluke 177	18	Fluke 971	69	80PJ-1	116	AN5	51	i5A/50A Clamp PQ3	88	TL225	121
Fluke 179	18	Fluke 975	67	80PJ-9	116	APP1000/APP2000	48	i5A/50A Clamp PQ4	88	TL238	110
Fluke 179/TPAK kit	4	Fluke 975V	65	80PJ-EXT	117	AS200-G	76	i5s	114	TL910	109
Fluke 179/EDA2 Kit	4	Fluke 983	70	80PK-1	116	AS200-R	76	i20/200A Clamp PQ3	88	TL930	109
Fluke 179/MAG2 Kit	4	Fluke 1503	38	80PK-3A	116	BDST3	48	i20/200A Clamp PQ4	88	TL932	109
Fluke 179/61 Kit	4	Fluke 1507	38	80PK-8	116	BDST4	48	i30	115	TL935	109
Fluke 192C	75	Fluke 1523	56	80PK-9	116	BE9005	94	i30s	115	TL940	109
Fluke 192C/S	75	Fluke 1523-P1	56	80PK-10	116	BP120MH	76	i50s	114	TL950	109
Fluke 196C	75	Fluke 1524	56	80PK-11	116	BP189	120	i200	114	TL960	109
Fluke 196C/S	75	Fluke 1524-P1	56	80PK-18	117	BP190	76	i200s	114	TL970	109
Fluke 199C	75	Fluke 1550B	39	80PK-22	116	BP880	113	i310s	115	TLK-220	110
Fluke 199C/S	75	Fluke 1577	37	80PK-24	116	BP881	113	i400	114	TLK-225	111
Fluke 215C	75	Fluke 1587	37	80PK-25	116	BP980	109	i400s	114	TLK281	113
Fluke 215C/S	75	Fluke 1587/ET	5, 36	80PK-26	116	BP7235	102	i410	115	TLK282	113
Fluke 225C	75	Fluke 1587/MDT	5, 36	80PK-27	116	C10	118	i410 Kit	115	TLK287	109
Fluke 225C/S	75	Fluke 1587T	37	80PK-EXT	117	C12A	118	i430-flex-4pk	88	TLK289	111
Fluke 233	16	Fluke 1621	41	80PR-60	117	C20	119	i5sPQ3	88	TLK290	111
Fluke 287	15	Fluke 1623	40	80PT-EXT	117	C23	118	i800	114	TLK291	111
Fluke 289	15	Fluke 1623 Kit	40	80T-150UA	116	C25	118	i1000s	114	TP1	111
Fluke 287/FVF	5	Fluke 1625	40	80TK	116	C280	118	i1010	115	TP2	111
Fluke 289/FVF	5	Fluke 1625 Kit	40	90i -610s	113	C33	118	i1010 Kit	115	TP4	111
Fluke 321	27	Fluke 1630	42	700HHT	102	C345	118	i2000flex	114	TP38	111
Fluke 322	27	Fluke 1651B	44	700HTP	102	C35	118	i3000flex	114	TP40	113
Fluke 333	26	Fluke 1652B	44	700ILF	102	C43	118	i3000s	114	TP74	111
Fluke 334	26	Fluke 1653B	44	700LTP	102	C50	118	i6000s flex	114	TP80	111
Fluke 335	26	Fluke 1735	84	700P00	102	C75	118	IP-200-UK	59	TP81	113
Fluke 336	26	Fluke 1743	85	700P01	102	C90	118	IR 189USB	120	TP82	113
Fluke 337	26	Fluke 1743 Basic	85	700P01 Ex	102,107	C100	119	L200	121	TP84	113
Fluke 345	80	Fluke 1744	85	700P02	102	C101	119	L205	121	TP88	113
Fluke 353	28	Fluke 1744 Basic	85	700P03	102	C115	118	L206	121	TP220	111
Fluke 355	28	Fluke 1745	85	700P04	102	C116	118	L210	121	TP912	109
Fluke 360	29	Fluke 1750	86	700P05	102	C120	119	L215	111	TP920	109
Fluke 411D/62 Kit	5, 65	Fluke 1750/B	86	700P05 Ex	102,107	C125	118	LVD1	32	TPAK	120
Fluke 411D	65	Fluke 1760	87	700P06	102	C190	119	LVD2	32	TPS Clamp 50A / 5A	87
Fluke 416D	65	Fluke 1760 Basic	87	700P06 Ex	102	C195	118	MC6	121	TPS Clamp 200A / 20A	87
Fluke 421D	65	Fluke 1760TR	87	700P07	102	C435	119	MC50	121	TPS FLEX 18	87
Fluke 434	83	Fluke 1760TR Basic	87	700P08	102	C510	119	MTC1363 (UK)	48	TPS FLEX 24	87
Fluke 434 Basic	83	Fluke 2042	34	700P09	102	C520A	119	MTC77 (Europa)	48	TPS FLEX 36	87
Fluke 434 LOG	83	Fluke 2042T	34	700P09 Ex	102,107	C550	118	OC4USB	76	TPS Shunt 5 A	87
Fluke 435	83	Fluke 4180	97	700P22	102	C570	118	PAC91	76	TPS Shunt 20 MA	87
Fluke 435 Basic	83	Fluke 4181	97	700P23	102	C781	118	PASS560R	48	TPS Voltprobe 1 KV	87
Fluke 561	54	Fluke 4180-CASE	97	700P24	102	C789	118	PM8918/301	76	TPS Voltprobe 10 V	87
Fluke 566	53	Fluke 4180-DCAS	97	700P24 Ex	102,107	C800	119	PM9080	76	TPS Voltprobe 100 V	87
Fluke 568	53	Fluke 6200	46	700P27	102	C1600	119	PM9081	76	TPS Voltprobe 400 V	87
Fluke 572	51	Fluke 6500	46	700P27 Ex	102,107	CXT80	119	PM9082	76	TPS Voltprobe 600 V	87
Fluke 572CF	51	Fluke 8808A	24	700P29	102	CXT170	119	PM9090	76	VPS40	76
Fluke 574	51	Fluke 8808A/SU	24	700P29 Ex	102,107	CXT280	119	PM9091	76	VPS210-R/G series	76
Fluke 574CF	51	Fluke 8808A/TL	24	700P30	102	DMS 0100/INST	48	PM9092	76		
Fluke 700 Ex	107	Fluke 8845A	23	700P31	102	DMS 0702/PAT	48	PM9093	76		
Fluke 705	99	Fluke 8845A/SU	23	700PA3	102	DMS COMPL PROF	48	PM9094	76		
Fluke 707	99	Fluke 8846A	23	700PA4	102	DP120	76	PT12	68		

# Fuse and Warranty Information



## Fuse Replacement Information

A	V	IR	Size in mm	Part nr qty 1
63mA (slow)	250V		6.35x32	163030
125mA (slow)	250V		6.35x32	166488
250mA (slow)	250V		6.35x32	166306
315 mA	1000V	10KA	6.35x32	2279339
440mA	1000V	10kA	10.3x34.9	943121
500mA	250V	1500A	5x20	838151
630mA	250V	1500A	5x20	740670
1A	600V	10kA	10.3x34.9	830828
1A	500V	50kA	6.35x 32	2530449
1.25A	600V		6.35x32	2040349
3.15A	500V		6.35x32	2030852
11A	1000V	17kA	Replaced by 11A, 1000V, 20kA fuse; 803293	
11A	1000V	20kA	10.3x38.1	803293
15A	600V	100kA	10.3x38.1	892583
20A	600V		Replaced by 15A, 600V, 100kA fuse; part nr. 892583	

See the back of your Fluke test tool or user manual for the fuses installed.  
 For manuals check the Fluke website in the product section.  
 For Fuse Replacement Guide check the Fluke website in the service section.

## Product Warranty

Each Fluke product is warranted to be free from defects in material and workmanship under normal use and service, for the warranty period listed unless local law requires a longer period. The warranty period is listed in the ordering information section of the product specification and begins on the date of shipment. This warranty extends only to the original buyer or end-user customer of a Fluke authorized reseller, and does not apply to fuses, disposable batteries or to any product which, in Fluke's opinion, has been misused, altered, neglected or damaged by accident or abnormal conditions of operation or handling. Fluke warrants that software will operate substantially in accordance with its functional specifications for 90 days and that it has been properly recorded on non-defective media. Fluke does not warrant that software will be error free or operate without interruption.

## Lifetime Warranty

Each Fluke 20, 70, 80, 170, 180 and 280 Series DMM purchased after October 1, 1996 will be free from defects in material and workmanship for its lifetime. This warranty does not cover fuses, disposable batteries and damage from accident, neglect, contamination, misuse or abnormal conditions of operation or handling, including overvoltage failures caused by use outside the DMM's specified rating, or normal wear and tear of mechanical components. This warranty covers the original purchaser only and is not transferable. For ten years from the date of purchase, this warranty also covers the LCD. Thereafter, for the lifetime of the DMM, Fluke will replace the LCD for a fee based on then current component acquisition costs.

To establish original ownership and prove date of purchase, please complete and return the registration card accompanying the product.

## Service

Fluke will, at its discretion, repair at no charge, replace or refund the purchase price of a defective product purchased through a Fluke authorized sales outlet and at the applicable international price. Fluke reserves the right to charge for importation costs of repair/replacement parts if product purchased in one country is sent for repair elsewhere.

Send defective product with a description of the problem to the nearest Fluke Authorized Service Center, postage and insurance prepaid. Fluke will pay return transportation for product repaired or replaced in-warranty. Before making any non-warranty repair, Fluke will estimate cost and obtain authorization, then invoice you for repair and return transportation.

THIS WARRANTY IS YOUR ONLY REMEDY. NO OTHER WARRANTIES, SUCH AS FITNESS FOR A PARTICULAR PURPOSE, ARE EXPRESSED OR IMPLIED. FLUKE IS NOT LIABLE FOR ANY SPECIAL, INDIRECT, INCIDENTAL OR CONSEQUENTIAL DAMAGES OR LOSSES, INCLUDING LOSS OF DATA, ARISING FROM ANY CAUSE OR THEORY. AUTHORIZED RESELLERS ARE NOT AUTHORIZED TO EXTEND ANY DIFFERENT WARRANTY ON FLUKE'S BEHALF.

Since some states do not allow the exclusion or limitation of an implied warranty or of incidental or consequential damages, this limitation of liability may not apply to you.

## Fluke Precision Measurement products



### Total Solutions in Precision Measurement Catalog

A variety of products covering DC/LF Electrical Calibration, Power Calibration, Calibration Software, Pressure Calibration, Time and Frequency, Temperature and Humidity Calibration including Hart Scientific, as well as Data Acquisition and General Purpose Test products like arbitrary waveform generators and VXI products.

To get a copy, please click "Request a catalog" on your local Fluke web site.

## About Fluke Networks

Fluke Networks provides innovative solutions for the installation and certification, testing, monitoring and analysis of copper, fiber and wireless networks used by enterprises and telecommunications carriers.

The company's comprehensive line of Network SuperVision™ Solutions provide network installers, owners, and maintainers with superior vision, combining speed, accuracy and ease of use to optimize network performance. Headquartered in Everett, Washington, the company distributes its products in more than 50 countries. More information can be found by visiting Fluke Networks' Web site at [www.flukenetworks.com](http://www.flukenetworks.com)



**Fluke.** Keeping your world up and running.®